



# Partner Section (Spouse Contribution Account Section) in Detail

*Super solutions for you and your partner*

1 APRIL 2024



## Important notice about ANZ Staff Super

This Partner Section (Spouse Contribution Account Section) in Detail booklet is issued by ANZ Staff Superannuation (Australia) Pty Limited ABN 92 006 680 664 AFSL 238 268 RSEL L0000543, trustee of the ANZ Australian Staff Superannuation Scheme ABN 83 810 127 567 RSE R1000863 (the "Trustee").

This Partner Section (Spouse Contribution Account Section) in Detail booklet together with the Partner Section (Spouse Contribution Account Section) Product Disclosure Statement describe the main features of the Partner Section of the ANZ Australian Staff Superannuation Scheme (the "Scheme" or "ANZ Staff Super") and should be read before making decisions about your superannuation.

This information is general information only and is not intended to constitute personal financial advice. It has been prepared without taking into consideration your objectives, financial situation and needs.

We recommend that you assess your own financial situation and requirements before making any decision based on the information contained in the Partner Section (Spouse Contribution Account Section) Product Disclosure Statement and the Partner Section (Spouse Contribution Account Section) in Detail booklet. You may wish to consult a licensed financial adviser before making a decision.

If you have queries about your superannuation, we recommend that you contact ANZ Staff Super – see below for contact details. ANZ staff are not generally qualified or authorised to provide advice to ANZ Staff Super members.

It is important to remember that superannuation is a long-term investment. As a result, if you leave ANZ Staff Super within a few years of joining, you may get back less than the amount of contributions paid because of the cost of any insurance cover you have, the level of investment returns earned by ANZ Staff Super, its account management fees, investment management costs and the impact of tax.

The Trustee has set up a formal procedure to deal with members' inquiries and complaints. This procedure is outlined in the Partner Section (Spouse Contribution Account Section) Product Disclosure Statement.

This booklet was up to date at the time when it was prepared. Copies of the current Partner Section (Spouse Contribution Account Section) Product Disclosure Statement are provided to new members. Both the Partner Section (Spouse Contribution Account Section) Product Disclosure Statement and the Partner Section (Spouse Contribution Account Section) in Detail booklet are available without charge to all members on our website [www.anzstaffsuper.com](http://www.anzstaffsuper.com) or by contacting ANZ Staff Super.

Formal legal documents ultimately govern the operation of ANZ Staff Super, including the Trust Deed and Rules and relevant legislation. Should there be any discrepancies between the Partner Section (Spouse Contribution Account Section) Product Disclosure Statement or the Partner Section (Spouse Contribution Account Section) in Detail booklet and the provisions of the Trust Deed and Rules, the Trust Deed and Rules will prevail. You can obtain a copy of the Trust Deed and Rules from ANZ Staff Super.

The amendments to the statutory fees and costs disclosure requirements in ASIC Corporations (Disclosure of Fees and Costs) Instrument 2019/1070, as amended, apply to this booklet.

In this booklet, we refer to Section A as the Employee Section, Section C as Employee Section C, the Retained Benefit Account Section as the Personal Section, the Spouse Contribution Account Section as Partner Section and Account Based Pension Section as the Retirement Section as these names better describe the sections and are more easily understood.

### Further information

The Trustee will provide all information that it believes you will reasonably need to assess the management, financial condition and performance of ANZ Staff Super. If you would like further information about your benefit, ANZ Staff Super or the Trustee, please contact:

**ANZ Staff Superannuation (Australia) Pty Limited**  
**Trustee of the ANZ Australian Staff Superannuation Scheme**

**Address** ANZ Staff Super  
GPO Box 4303  
Melbourne VIC 3001

**Phone** 1800 000 086  
Outside Australia, call +61 3 8687 1829

**Website** [www.anzstaffsuper.com](http://www.anzstaffsuper.com)

**Email** [anzstaffsuper@superfacts.com](mailto:anzstaffsuper@superfacts.com)

# Contents

<b>How super works</b>	<b>2</b>	<b>Fees and costs</b>	<b>26</b>
Contributions and rollovers	2	<b>How super is taxed</b>	<b>30</b>
Units and unit prices	6	Tax on contributions	30
Preservation of benefits	7	Tax on investment earnings	31
Key features of the Partner Section	8	Tax and withdrawing your super	32
Your benefit	9	Surcharge	32
Your Trustee	13	Tax rebate on contributions by employee-member	33
<b>Risks of super</b>	<b>16</b>	Declare your Tax File Number (TFN) and avoid paying unnecessary tax	34
<b>How we invest your money</b>	<b>18</b>	<b>Insurance in your super</b>	<b>35</b>
Investment options	18	Death and Total and Permanent Disablement cover	35
Who are ANZ Staff Super's investment managers?	24	<b>Glossary – what that term means</b>	<b>38</b>
Investment performance	25	<b>Contact us</b>	<b>40</b>
Make a choice	25		

Date: 1 April 2024  
Fund Name: ANZ Australian Staff Superannuation Scheme, ABN 83 810 127 567, RSE R1000863  
Trustee: ANZ Staff Superannuation (Australia) Pty Limited  
ABN 92 006 680 664, AFSL 238268 RSE  
Licence L0000543.  
Version: 21.0  
The information in this document forms part of the Product Disclosure Statement for the ANZ Australian Staff Superannuation Scheme (Partner Section) (Issued 1 April 2024).

# How super works

## Contributions and rollovers

When your Partner Section account has been established and the initial contribution paid, the following types of payments may be invested in your Partner Section account:

- Regular contributions from the current ANZ employee's after-tax salary and remitted each pay day via payroll deduction. The contribution rate should be indicated on Part A of the *Application for Membership (Partner Section)* form and will apply until changed by the employee-member. Your partner cannot make salary sacrifice (pre-tax) contributions on your behalf.
- Any lump sum contributions by the employee-member on an after-tax basis (until you reach age 74 – subject to the eligibility criteria for contribution payments shown on page 9).
- Any lump sum contributions you pay on an after-tax basis (subject to the eligibility criteria for contribution payments shown on page 9).
- Contributions from your employer.
- Superannuation benefits held in your name in other funds; you can make an online request to have your other super rolled in through the secure section of our website.

Contributions up to \$3,000 a year made by your spouse, as the employee-member, may qualify for a tax rebate which would be claimed as part of his/her income tax assessment each year (see page 33 for details of the tax rebate).

Contributions from after-tax salary of up to \$1,000 each year may attract a co-contribution of up to \$500. See page 4 for more information.

### Making employer contributions to ANZ Staff Super

ANZ Staff Super can accept contributions from your employer. You can direct contributions from your employer to ANZ Staff Super. It's easy:

1. Visit our website [www.anzstaffsuper.com](http://www.anzstaffsuper.com);
2. Print the *Choice of Fund Election* form (including the *Statement of Fund Compliance*); and
3. Submit your completed form and attachments to your employer.

If your employer needs any further information, contact ANZ Staff Super (see page 40 for contact details).

### Making personal contributions to ANZ Staff Super

#### *Paying by cheque*

You can make lump sum after-tax contributions to your Partner Section account by a personal or bank cheque. Please make the cheque payable to "ANZ Australian Staff Superannuation Scheme" and send it to ANZ Staff Super (see page 40 for contact details). Remember to advise your name and membership number so that ANZ Staff Super knows whose account to credit the contribution to.

#### *Paying by BPAY*

You can use BPAY® (registered to BPAY Pty Ltd ABN 69 079 137518) to forward lump sum after-tax contributions to ANZ Staff Super. If you've not used BPAY before, you'll need to register for internet or phone banking with your financial institution. You can find ANZ Staff Super's BPAY Biller code and your reference number in the secure section of our website – you'll need your member number and PIN to access this section of the site.

#### **To make after-tax contributions, we need your Tax File Number**

If ANZ Staff Super does not have your Tax File Number (TFN) on file, you cannot make any non-concessional contributions and generally, concessional contributions that are made for you will be taxed at the highest marginal rate, plus the Medicare levy, rather than the concessional rate.

### Concessional and non-concessional contributions

The Federal Government has distinguished between two types of contributions to superannuation, concessional and non-concessional contributions, and placed limits on the amount of money which can be contributed to your super under each of these categories on a concessionally taxed basis.

Concessional contributions, also known as before-tax or pre-tax contributions, include employer contributions such as Superannuation Guarantee contributions, salary sacrifice contributions, Award contributions and any other amounts paid into your superannuation from your before-tax salary.

Non-concessional contributions are after-tax contributions. Individuals are generally able to claim a tax deduction for after-tax personal contributions, and these contributions will count as concessional contributions. ANZ Staff Super cannot accept any non-concessional contributions to your account unless you have provided your TFN to ANZ Staff Super. You can provide your TFN through our website. (See page 34 for more details on the implications of not providing your TFN to ANZ Staff Super.)

The Federal Government limits the amount of favourably taxed contributions that can be made to your account. These limits are called contribution limits. If you exceed the contribution limits you may incur extra tax.

### Contribution limits

Concessional contributions are subject to a limit or cap. The limit for the 2023/24 tax year is \$27,500 and the limit for the 2024/25 tax year is \$30,000.

From 1 July 2018, if your total super balances is under \$500,000, you are able to carry forward any unused part of your concessional contribution limit in 2018/19 (and future income years) for up to five consecutive years.

This limit is normally indexed based on movements in full time adult Average Weekly Ordinary Time Earnings (AWOTE) rounded down to the nearer \$2,500.

The non-concessional contribution limit is \$110,000 per annum for the 2023/24 tax year and \$120,000 per annum for the 2024/25 tax year. Your limit may vary if you can use the "bring forward" arrangements or if your total super balance exceeds \$1.9 million.

If you are under age 75, you may be able to "bring forward" up to two years of non-concessional contributions, but your limit for the subsequent two financial years will be reduced. Based on a limit of \$120,000, this means you can make an after-tax contribution of up to \$360,000 in one financial year provided you do not make any non-concessional contributions for the next two financial years. However, if you have over \$1.66 million in super, you'll only be able to bring forward contributions up to the amount which would take your balance to \$1.9 million.

If your total super balance is \$1.9 million or more, you will not be eligible to make non-concessional contributions.

The contribution limits can change due to indexing. To check the current limits or obtain further information, visit the Australian Taxation Office (ATO) website [www.ato.gov.au](http://www.ato.gov.au).

### Additional tax for high income earners

If your income (including concessional contributions) exceeds \$250,000 per annum, you may pay 30% contributions tax (rather than 15%) on some or all of your concessional contributions. This additional tax will not apply to contributions that are subject to excess contributions tax.

### Tax on excess contributions

Any concessional contributions in excess of your limit will be included in your assessable income and taxed at your marginal tax rate and for excess concessional contributions received prior to 1 July 2021, you will be required to pay an excess concessional contributions charge\*. A non-refundable tax offset of 15% of your excess concessional contributions will apply to compensate you for the 15% contributions tax already paid on your concessional contributions.

\* The excess concessional contributions charge is calculated by the ATO and is intended to ensure that individuals who make excess concessional contributions do not receive tax deferral advantages over those who do not exceed their concessional contribution limit.

If you receive an "excess concessional contributions determination" from the ATO, you may elect to release up to 85% of your excess concessional contributions made in the financial year, from your superannuation.

The excess concessional contributions will continue to count towards your non-concessional (after-tax) contribution limit. However, the excess concessional contributions counted towards the limit will be reduced by the amount of the excess concessional contributions released from superannuation.

After-tax contributions in excess of the non-concessional contributions limit will be taxed at the highest marginal tax rate plus the Medicare levy.

Refer to 'How super is taxed' on page 30 for further information on contribution limits and tax. You may also wish to contact ANZ Staff Super or visit our website [www.anzstaffsuper.com](http://www.anzstaffsuper.com) for further details. The ATO website also provides current information on thresholds and limits as well as explanations of key concepts.

ANZ Staff Super cannot accept any non-concessional contributions if you have not provided your TFN to ANZ Staff Super. See page 34 for more details on providing your TFN.

	Concessional contributions	Non-concessional contributions
<p><b>Are the contributions taxed?</b></p> <p>(Assuming that the contributions made do not exceed the concessional or non-concessional contribution limits.)</p>	<p>Yes</p> <ol style="list-style-type: none"> <li>15%* contributions tax is deducted when the contribution is made to your account.</li> <li>The benefit arising from these contributions may be taxed on withdrawal if you are under 60 years old.</li> </ol>	<p>No</p> <p>As these contributions are after-tax, you have already paid tax at your personal marginal tax rate.</p>
<p><b>Are the investment earnings on contributions taxed?</b></p>	<p>Yes. Investment earnings are taxed at up to 15%.</p>	<p>Yes. Investment earnings are taxed at up to 15%.</p>
<p><b>Do contributions count for Government co-contribution purposes?</b></p> <p>(See below for information about co-contributions)</p>	<p>No</p>	<p>Yes</p>

\* If your income (including concessional contributions) exceeds \$250,000 per annum, you may pay 30% contributions tax (rather than 15%) on some or all of your concessional contributions. This additional tax will not apply to contributions that are subject to excess contributions tax.

### Government co-contributions

The Federal Government has put in place co-contribution arrangements to provide an incentive for those eligible members whose income is between specified limits. The co-contribution is a contribution by the Government to match personal after-tax contributions paid to a superannuation fund.

Eligible members with adjusted taxable income (i.e. assessable income plus reportable employer superannuation contributions and fringe benefits) of up to the lower income threshold set by the Government (i.e. \$43,445 for 2023/24 and \$45,400 for 2024/25) who make personal after-tax contributions to their superannuation fund will be eligible for a matching co-contribution of 50 cents for every dollar contributed up to a maximum amount of \$500.

This means that if your adjusted taxable income is less than the lower income threshold for the tax year, and you contribute \$1,000 of after-tax money to your superannuation account, the Government contributes \$500 to your account. The maximum co-contribution available phases out and ceases to be available if your adjusted taxable income is more than the upper income threshold set by the Government (i.e. \$58,445 for 2023/24 and \$60,400 for 2024/25).

To determine if you are entitled to receive a co-contribution, the ATO will review information about your contributions and the information about your income from your tax return. Any co-contributions payable will then be credited to your member account.

Co-contributions are not available to people who hold an eligible temporary resident visa at any time during the year, unless they are a New Zealand citizen or holder of a prescribed visa. Other eligibility requirements apply. Co-contributions are subject to preservation. The upper and lower thresholds are generally indexed annually. Visit the ATO website for the current thresholds and conditions for payment.

### Low Income Superannuation Tax Offset (LISTO)

Members with adjusted taxable income (i.e. assessable income plus reportable employer superannuation contributions and adjusted fringe benefits) of up to \$37,000 per annum are eligible for a payment of 15% of the eligible concessional contributions for the year up to a maximum amount payable of \$500. The payment will generally be made to your super account. This payment and the earnings threshold will not be indexed.

To be eligible, you also must not have held a temporary resident visa during the relevant financial year and at least 10% of your income must be from employment or business sources. You must also have provided your TFN to ANZ Staff Super.



### Contributions splitting

Contribution splitting is available to ANZ Staff Super members. Your spouse may also be a member of other funds which provide contribution splitting facilities. Your spouse may split contributions to your Partner Section account or your spouse may nominate an external fund to receive contributions.

If your spouse would like to nominate a split, the form can be downloaded from our website [www.anzstaffsuper.com](http://www.anzstaffsuper.com).

Your spouse can split any concessional contributions with you, but non-concessional contributions cannot be split.

For additional information about contribution splitting, contact ANZ Staff Super.

*If your spouse wishes to split contributions with you, he or she must lodge the application in the financial year after the financial year in which the contributions were made.*

### Consolidate your super

If you have small amounts in a number of different superannuation funds, it not only makes it difficult to keep track of the money, but it also means that you may end up paying multiple sets of fees. An easy and cost-effective way to maximise your retirement savings is to consolidate all your superannuation into a single account in the Partner Section. If you would like to arrange the transfer of benefits held in other superannuation funds, complete Part C of the *Application for Membership (Partner Section)* form and forward it to ANZ Staff Super.

ANZ Staff Super does not charge entry fees for rollovers received from other funds.

You can transfer benefits held in other funds into your account at any time during your membership of ANZ Staff Super.

### MySuper classification

Under superannuation legislation, members are classified as either MySuper or Choice members. The key driver for determining if you'll be classified as a MySuper or Choice member is whether your account is 100% invested in the Balanced Growth investment option (MySuper product) or you have chosen to invest some or all of your account in another investment option. ANZ Staff Super has four investment options you can choose from, as detailed in "How we invest your money" on page 18. If you do not make an investment choice when you join, your account balance will be invested in the Balanced Growth option and you will be classified as a MySuper member.

It generally doesn't make any difference whether you are classified as a MySuper or Choice member in the Partner Section, because:

- If you are classified as a MySuper member, you can opt to switch your investment choice to another one of the options offered by ANZ Staff Super or to a combination of these options. If you are a MySuper member and you choose to change your investment choice, you will then be classified as a Choice member.
- The fees and costs applying for each investment option are the same.
- Other than for certain Partner Section members, the insurance arrangements for the Partner Section (including the cover options and premium rates) are the same.
- The account management fee applying to your account in the Partner Section is the same.

Regardless of how your account is invested, you can choose to opt out of being classified as a MySuper member at any time.

ANZ Staff Super's website includes a range of articles and educational material, including product dashboards, certain details about the Trustee (including the Trustee and executive officer remuneration disclosure information) and documents relating to ANZ Staff Super. For the product dashboards, go to [www.anzstaffsuper.com](http://www.anzstaffsuper.com) > **Documents** > **Product dashboard** and for the Trustee details and Scheme documents go to [www.anzstaffsuper.com](http://www.anzstaffsuper.com) > **Trustee information**.

## Units and unit prices

Your account balance is recorded as a unit holding in one, or a combination, of ANZ Staff Super's investment options. Each contribution increases your unit holding in ANZ Staff Super. There are different types of units, depending on the investment option(s) in which your account balance is invested:

<b>"A" Unit</b>	Aggressive Growth investment option
<b>"B" Unit</b>	Balanced Growth investment option (MySuper product)
<b>"C" Unit</b>	Cautious investment option
<b>"Cash" Unit</b>	Cash investment option

### Converting units back to dollars

To calculate the dollar value of your account balance multiply:

**number of units held in your account** x **the current unit price of those units**

For example, if you had 30,000 "B" units and, at that time, the unit price of "B" units was \$1.3000, your account balance would be \$39,000.

i.e.  $30,000 \times \$1.3000 = \$39,000$

This is how your final account balance will be determined when you leave the Partner Section.

### How unit prices are set

Every week (or more frequently if the Trustee decides) a unit price is set for each type of unit. The unit price is worked out by a simple formula. For example, the price of an "A" unit equals:

$$\frac{\text{the value of net assets backing the "A" units}}{\text{the number of "A" units issued}}$$

### Unit prices will go up and down

The "value of net assets" is the current market value of assets after deducting current liabilities such as accrued investment tax and expenses.

Because asset values rise and fall, unit prices will also go up and down. Over time, we would expect unit prices to increase as assets gain in value and investment earnings are reinvested. But there will be times when the market value of assets declines causing unit prices to go down.

### Investment earnings equitably shared

As the "value of net assets" reflects their current market value from time to time and investment earnings are reinvested, the unit price of an investment option fully reflects investment earnings and market movement. Unit pricing provides an efficient and equitable distribution of the investment earnings of ANZ Staff Super.

### Buying and selling units

Each time contributions for you are received by ANZ Staff Super, or you roll in benefits from another fund, you will "buy" more units. These will be allocated at the unit price applicable at the time the contribution is allocated for the type of unit acquired ("A," "B," "C" or "Cash"), and the money received will be invested in the assets backing those units.

Conversely, each time a deduction is processed (e.g. to pay contribution tax or to meet the cost of insurance cover) some of your units will be "sold". Unlike some funds, there is no "buy/sell spread" in ANZ Staff Super which means that, at any time, the buy price and the sell price of a unit are the same.

### Finding out unit prices

Unit prices are available by calling ANZ Staff Super on 1800 000 086 or visiting our website [www.anzstaffsuper.com](http://www.anzstaffsuper.com).

*Over time, we would expect unit prices to increase as assets gain in value and investment earnings are reinvested.*



## Preservation of benefits

Superannuation is a long-term investment. The Federal Government has placed restrictions on when you can access your benefit.

The balance in your account may become payable when:

- you reach age 65 (if you have never been in paid employment); or
- when you reach your preservation age (see below).

Your preservation age is 55 if you were born before 1 July 1960 and increases gradually to age 60 if you were born after this date as shown in the following table:

For a person born	Preservation age
<b>Before 1 July 1960</b>	55
<b>1 July 1960 to 30 June 1961</b>	56
<b>1 July 1961 to 30 June 1962</b>	57
<b>1 July 1962 to 30 June 1963</b>	58
<b>1 July 1963 to 30 June 1964</b>	59
<b>After 30 June 1964</b>	60

Your benefit can be taken in cash if you retire early on the grounds of permanent incapacity (i.e. the Trustee is satisfied that you are unlikely, because of ill-health, ever again to engage in gainful employment for which you are reasonably qualified by education, training or experience). Subject to strict criteria, part of your benefit may also be paid earlier in the event of severe financial hardship or on compassionate grounds.

Generally, to be considered for payment of a benefit on grounds of severe financial hardship, the Trustee must be satisfied you have been on eligible Commonwealth income support payments continuously for 26 weeks and you are unable to meet reasonable and immediate living expenses.

Alternatively, if you reach your preservation age plus 39 weeks or more, the Trustee must be satisfied you have been on Commonwealth eligible income support payments for a cumulative period of 39 weeks after reaching your preservation age and you are not gainfully employed on a full-time or part-time basis at the time of the application.

You'll need to provide a letter from Centrelink or the Department of Veterans' Affairs to confirm you've received Commonwealth eligible income support payments for the required period.

Applications for release of benefits on compassionate grounds can be made through the ATO website. Criteria for payment on compassionate grounds include: payment for medical treatment or transport; mortgage foreclosure on the family home; home/vehicle modifications for disability; palliative care or burial expenses.

You may also be able to access your benefit if you are a temporary resident permanently leaving Australia.

Where applicable, tax is deducted before any component of your benefit is paid (see pages 30 to 34 for more tax information). Generally your benefit will be tax free if you are over age 60.

# Benefits of investing with the ANZ Australian Staff Superannuation Scheme - Partner Section

## Key features of the Partner Section

The Partner Section provides a facility in ANZ Staff Super for current or former ANZ employees to contribute to an account for their 'eligible spouse' (partner).

<b>Who can join the Partner Section?</b>	Eligible partners of current employee-members or former employee-members who remain in the Personal Section of ANZ Staff Super.
<b>Entry/transfer fee</b>	Nil.
<b>Minimum investment</b>	\$1,500. An initial contribution must be made by the current or former ANZ employee-member.
<b>Account management fee</b>	0.19%* per year of the amount invested. This fee is calculated on a pro rata basis each week and is debited by redeeming some of your units. A cap of \$500,000 applies to the amount invested when this fee is calculated.  * There is a fee rebate for 2024 of 0.03% p.a. of your account balance (up to \$500,000) meaning the net account management fee is 0.16% p.a. for 2024. The fee rebate will be reviewed annually.
<b>Regular contributions</b>	No minimum applies. Regular, after-tax contributions may be made by the current ANZ employee-member for his/her partner by payroll deduction.
<b>Additional contributions</b>	These can be contributions by the Partner Section member's employer, lump sum contributions made by the current or former employee member for his/her partner, or personal contributions by the Partner Section member. (A work test may apply if the Partner Section member is age 67 or more.)
<b>Rollovers</b>	Benefits in the name of the Partner Section member may be rolled in from other superannuation funds. You can make an online request to have your other super rolled in through the secure section of our website.
<b>Death and Total and Permanent Disablement (TPD) cover</b>	Zurich Australia Limited ABN 92 000 010 195 (the "Insurer") insures the death, terminal illness and TPD benefits offered by ANZ Staff Super through a group life insurance policy (the "policy") held by the Trustee. Death or death and TPD cover is available in increments of \$50,000. Partner Section members will be able to apply for death or death and TPD cover subject to health evidence requirements (see page 35).  The cost of any cover is deducted from your account by redeeming some of your units.
<b>Investment strategy</b>	You can choose one, or a combination of investment options: Aggressive Growth, Balanced Growth (the default option), Cautious and Cash.
<b>Investment switching</b>	Weekly. No fees apply.
<b>Units and unit prices</b>	Balances are expressed as unit holdings, with investment earnings distributed through changes in unit prices.
<b>Trustee</b>	The Trustee of ANZ Staff Super is ANZ Staff Superannuation (Australia) Pty Limited. There are eight directors of the Trustee – four appointed by ANZ and four elected by members. Partner Section members are eligible to vote at elections and to nominate as member-representative Trustee Directors.
<b>Reporting and communication</b>	You are kept informed about the progress of your benefit and the operation of ANZ Staff Super. You will receive regular updates, the Annual Report and an annual benefit statement showing your account balance, unit holdings and a summary of transactions during the year.
<b>Member services</b>	ANZ Staff Super can answer questions over the phone, by email or in writing (see page 40 for contact details). You can also access financial advice over the phone (see page 14 for more details). You can also access our website for more information.
<b>Other features</b>	When you close your Partner Section account, you can leave your benefit in the Personal Section, subject to a minimum of \$7,500 remaining in your account at all times. If you are retiring or transitioning to retirement, you can convert your benefit to a pension in the Retirement Section, subject to a minimum initial investment of \$25,000. You should refer to the relevant Product Disclosure Statement before making a decision to acquire these products. Visit <a href="http://www.anzstaffsuper.com">www.anzstaffsuper.com</a> or contact ANZ Staff Super for a copy of the relevant Product Disclosure Statement.
<b>Commissions</b>	ANZ Staff Super does not pay commissions to financial advisers.

## Your benefit

### Eligibility

As the partner of a current or former ANZ employee you are entitled to open a Partner Section account, provided your partner is an employee-member of ANZ Staff Super and you satisfy the eligibility criteria set out below.

An employee-member of ANZ Staff Super means:

- an ANZ employee who is a member of Employee Section or Employee Section C; or
- a former ANZ employee who is a member of the Personal Section.

To qualify as an eligible spouse\* you must be the husband, wife or de facto partner of the employee-member of ANZ Staff Super, and residing together on a genuine domestic basis as a couple.

As long as these eligibility criteria are met, you are considered to be an eligible spouse and can be a Partner Section member. Partner Section members have an obligation to notify the Trustee if, at any time in the future, they cease to be an eligible spouse.

Mandatory contributions, such as those required by the Superannuation Guarantee or under an award or industrial agreement, can be accepted at any age. If you wish to make other contributions to your Partner Section account, or your spouse wishes to make other contributions on your behalf, you must be under age 75.

If you are aged 67 to 74, you will need to meet the work test (i.e. be gainfully employed for at least 40 hours during a consecutive 30-day period in the financial year in which the contributions are made) if you wish to claim a personal tax deduction for your contribution.

Contributions must be received within 28 days after the end of the month in which you have your 75th birthday.

From age 75, only contributions required under the Superannuation Guarantee, an award or industrial agreement or eligible downsizer contributions can be accepted.

There are no age restrictions for you to retain your benefit in the Partner Section. This means you can keep your money invested in superannuation for as long as you wish.

\* Note: The definition of an eligible spouse is established in superannuation law and is not based on any criteria determined by ANZ or the Trustee.

### Benefit amount

The value of your Partner Section benefit in ANZ Staff Super depends on the number of units you hold in the investment option(s) you have chosen to invest in. The benefit payable to you will be determined by multiplying the number of units you hold by the unit price applicable at the date the benefit is paid. This is referred to as the balance in your account.

### Closure of your Partner Section account

There are circumstances when your Partner Section account would need to be closed and your benefit rolled over to another eligible superannuation fund or, subject to certain conditions, another section of ANZ Staff Super.

You must close your Partner Section account if you cease to be an 'eligible spouse' (see opposite).

You can choose to close your Partner Section account at any time and roll the balance of your Partner Section account to another eligible superannuation fund. Contact ANZ Staff Super to request the relevant form.

If your Partner Section account is more than \$7,500 when it is closed, your benefit will be transferred to the Personal Section where it will remain unless you notify otherwise. Your account will continue to be invested in the same investment option(s) as your Partner Section account was invested in immediately prior to the transfer. Any Partner Section death or death and Total and Permanent Disablement cover will be converted to the same cover in the Personal Section and your Partner Section cover will cease. See page 12 for details about what happens if your benefit is less than \$7,500.

### Low balance, inactive accounts

If your account balance is less than \$6,000 on 30 June or 31 December and a contribution or roll in has not been made to your account in the previous 16 months, government legislation may require us to classify your account as an 'inactive low-balance account'. Your account will not be classified as 'inactive' if in the previous 16 months you have:

- changed investment options
- changed your insurance cover
- made or amended a binding death benefit nomination
- provided us with a completed *Inactive low-balance accounts – Authorising your funds to provide a written declaration to the ATO* form to advise the Australian Taxation Office that you do not want your account to be considered inactive.

Accounts with an amount owing to ANZ Staff Super are considered to be active.

If your account remains inactive, we will be required to transfer your account balance to the Australian Taxation Office. The Australian Taxation Office will then seek to consolidate this account balance to another active account of yours where possible. We will seek to contact you before your account is transferred to the Australian Taxation Office to give you an opportunity to retain these funds with ANZ Staff Super.

### Benefit on death

If you die while a member of the Partner Section, your benefit will be paid to one or more of your dependants or to your estate, as determined by the Trustee if you've made a non-binding death benefit nomination or in accordance with your nomination if you've made a binding death benefit nomination and it remains valid (see page 10).

If you do not have death cover in ANZ Staff Super, the death benefit paid will consist only of the balance in your account.

If you have death cover in ANZ Staff Super, the death benefit paid will consist of:

- the balance in your account; plus
- your death cover (if any).

Your account balance will remain invested in your investment option(s) as at the date of your death until it is paid out to your beneficiaries or estate. Your death cover (if any) will be credited with interest (determined by the Trustee based on the rate on cash/short term fixed interest securities) from the date of death to the date of payment to your beneficiaries or estate.

Lump sum death benefits paid to persons who are not "death benefit dependants" (as defined in the tax legislation) will not be taxed concessional as benefits paid to such dependants (see page 10 for further details about "death benefit dependants").

### Nomination of beneficiaries

ANZ Staff Super provides you with two options for nominating how you would like your benefit paid in the event of your death:

1. **Non-binding death benefit nomination; or**
2. **Binding death benefit nomination.**

You can only make a binding nomination once your membership of the Partner Section has been confirmed. You can do this by completing the *Nominating your beneficiaries* form available from our website [www.anzstaffsuper.com](http://www.anzstaffsuper.com) or you can call us on **1800 000 086** to request a form.

If you don't make a nomination, your benefit will be paid to your dependant(s) and/or your estate as determined by the Trustee.

### Potential beneficiaries

ANZ Staff Super's Trust Deed and superannuation law specify the people you are able to nominate to receive your benefit in the event of your death.

Whether you make a non-binding or binding nomination, to be eligible to be nominated as a beneficiary, a person must meet the definition of "dependant" under the Trust Deed and Rules – that is, the person must be:

- your spouse (legal or de facto);
- your child (minor or adult and including step, adopted or ex-nuptial child);
- any other person who, in the opinion of the Trustee, is or was financially dependent on you; or
- any other person who, in the opinion of the Trustee, satisfies the definition of dependant under superannuation law (including "interdependency relationships").

### 'Death benefit dependants' for tax purposes

Death benefit dependants attract the most favourable tax treatment. In most respects, death benefit dependants are just dependants as defined above, except in the case of children. For a child to be a death benefit dependant, he or she must be either under 18 or dependent on you in other ways (eg. financially dependent on you or in an interdependency relationship with you).

Broadly, an interdependency relationship exists where two people:

- have a close personal relationship; and live together; and
- one or each provides financial support to the other; and
- one or each provides the other with domestic support and personal care;

### OR

- have a close personal relationship but do not satisfy the other requirements above; and
- the reason they do not satisfy is because either or both suffer from a physical, intellectual or psychiatric disability.

### Nominating your estate

You may also nominate that all or part of your benefit be paid to your estate.

It is important that you keep your nomination details up to date as your personal circumstances change (e.g. marriage, divorce or birth of a child).

If you nominate your estate or the Trustee determines to pay all or part of your benefit to your estate, its distribution will be subject to the terms of your Will or, if you die without a Will, according to the terms of the applicable intestacy laws. Therefore, it is important that you make a Will and keep it up to date as your personal circumstances change.

### Non-binding death benefit nomination

A non-binding death benefit nomination is where you nominate the beneficiary (or beneficiaries) you would prefer to receive your benefit in the event of your death. This nomination is not binding on the Trustee. However, the Trustee will use your non-binding nomination as a guide when determining whether to pay the benefit to your dependants and/or your estate and the proportions to be paid to each recipient.

The Trustee will carefully consider the nomination you provide but it has the sole discretion in deciding who will be paid your death benefit from the alternatives allowed by ANZ Staff Super's Trust Deed and superannuation law (i.e. your dependants and/or your estate).

You may submit and/or update your non-binding nomination online via our website [www.anzstaffsuper.com](http://www.anzstaffsuper.com). Use your member number and PIN to sign in.

You may also download a form from our website. Alternatively, call us on **1800 000 086** to request a form.

### Binding death benefit nomination

A binding death benefit nomination is where you nominate a beneficiary (or beneficiaries) to receive your benefit in the event of your death and, within certain parameters, the nomination is binding on the Trustee. The Trustee would be required by law to pay your benefit to your estate and/or your dependant(s) as nominated by you, provided that:

- the nomination is valid, meets certain legislative requirements and hasn't expired; and
- neither the Trustee nor member is subject to a court order constraining the application of the binding nomination.

To meet the legislative requirements, your binding nomination will need to meet the following conditions:

- your binding nomination must be made after you become a member of the Partner Section;
- your nominated beneficiaries must meet the definition of "dependant" (refer to page 10) or be your legal personal representative;
- your nomination form must be signed and dated by you in the presence of two witnesses, each of whom is aged 18 or over and is not nominated as a beneficiary; and
- each of the witnesses must complete their details and sign the form.

A binding nomination will also be invalid if:

- a nominated beneficiary (other than your legal personal representative) is not a dependant at the time of your death;

- a nominated beneficiary does not survive you;
- the total percentages nominated do not add up to 100% or the allocations are unclear; or
- you cancel or revoke your nomination.

A binding nomination will remain in place for a period of three years from the date it was signed by you unless it is replaced, revoked or re-confirmed within this time. You can:

- re-confirm your nomination for a further three years (prior to the expiry date of your nomination) by submitting a written re-confirmation request. The request must be signed by you but does not need to be witnessed; or
- replace your binding nomination via the same process used to make the original nomination – that is, complete a new *Nominating your beneficiaries* form, and sign and date the form in the presence of two witnesses. If ANZ Staff Super receives a new *Nominating your beneficiaries* form, it will automatically replace any existing binding nomination held by ANZ Staff Super.

If you don't re-confirm or replace your binding nomination, it will expire at the end of the three year period and will be treated in the same way as a non-binding nomination, that is, the Trustee will determine how your benefit is paid in the event of your death.

You may download the form from our website. Alternatively, call us on **1800 000 086** to request a form.

Binding nominations must be re-confirmed, replaced or updated in writing by completing the *Nominating your beneficiaries* form, having it witnessed (as applicable), and returning it to ANZ Staff Super for processing.

A binding nomination will not necessarily become invalid if your personal circumstances change so it is important to review and update your nomination regularly to ensure it correctly reflects your wishes.

### Benefit on Total and Permanent Disablement

If you are disabled and you do not have insurance cover in ANZ Staff Super, your benefit will consist only of the balance in your account.

If, however, you have Total and Permanent Disablement (TPD) cover in ANZ Staff Super, the benefit paid will consist of:

- the balance in your account, plus
- your insured benefit (if any).

You should be aware that the, payment of an insurance benefit is subject to legislation and the Insurer determining that you meet the definition of "Total and Permanent Disablement" set out in the policy, that is:

- You satisfy all of the following:
  - You are Gainfully Working<sup>1</sup> as a Permanent Employee<sup>1</sup> on the day immediately prior to the Event Date<sup>1</sup>; **and**
  - You are Gainfully Working<sup>1</sup> as a Permanent Employee<sup>1</sup> for at least the Minimum Average Hours<sup>1</sup> (generally 15 hours per week averaged over the six months prior to the Event Date<sup>1</sup>); **and**
  - In the Insurer's opinion based on medical or other evidence satisfactory to the Insurer, solely because of injury or illness, you:
    - have not worked during the entire Waiting Period (183 consecutive days); and
    - as at the Date of Disablement<sup>1</sup> are unlikely ever to work in any Gainful Employment<sup>1</sup> for which you are reasonably suited by education, training or experience, or would be suited by Reasonable Retraining<sup>1</sup>,

### OR

- In the Insurer's opinion based on medical or other evidence satisfactory to the Insurer, solely because of injury or illness, you:
  - are totally and irreversibly unable to perform at least two of the Activities of Daily Living<sup>1</sup>; and
  - as at the Date of Disablement<sup>1</sup> are unlikely ever to work in any Gainful Employment<sup>1</sup> for which you are reasonably suited by education, training or experience, or would be suited by Reasonable Retraining<sup>1</sup>.

<sup>1</sup> These terms are defined in the policy. The Trustee may change insurer or policy terms at any time.

### Your benefit on leaving the Partner Section

When your membership of the Partner Section ceases, you will need to decide what you'd like to do with your benefit.

### Benefits of \$7,500 or more

If your benefit is \$7,500 or more, we will transfer your account balance to the Personal Section when you close your Partner Section account.

When your benefit is transferred to the Personal Section, your death or death and TPD cover (if any) will continue. If you don't make an election, your Personal Section cover will be the number of \$50,000 blocks of insurance cover (if any) which most recently applied in the Partner Section.

Your account balance will remain in the Personal Section until you notify us otherwise. You can then decide at any time whether you'd like to:

- retain all or part of your benefit in the Personal Section;
- transfer to the Retirement Section if you are retiring or transitioning to retirement and you'd like to take at least \$25,000 of your benefit in the form of an account-based pension;
- rollover all or part of your benefit to another eligible superannuation fund; or
- subject to preservation restrictions, withdraw all or part of the cashable portion of your benefit.

To continue your membership of the Personal Section, you will need to retain a balance of at least \$7,500 in your Personal Section account.

While there are no entry or transfer fees in the Personal or Retirement Sections, there are competitive account management fees. The account management fee is 0.19%\* per annum of your account balance in the Personal Section or 0.16%\* per annum of your account balance in the Retirement Section up to a balance of \$500,000 in each section. This fee is deducted weekly on a pro rata basis from your account balance.

You can access the Product Disclosure Statements for the Personal Section and the Retirement Section (and the corresponding Personal and Retirement Sections in Detail booklets) on our [www.anzstaffsuper.com](http://www.anzstaffsuper.com) or by calling us on **1800 000 086**. Refer to the relevant Product Disclosure Statement before making a decision to acquire these products.

\* There is a fee rebate for 2024 of 0.03% p.a. of your account balance (up to \$500,000), meaning the net account management fee is 0.16% p.a. for Personal Section members and 0.13% p.a. for Retirement Section members in 2024, after allowing for rebate. The fee rebate will be reviewed annually.

### Benefits of less than \$7,500

If your benefit is less than \$7,500, you will have up to 30 days to decide what to do with your benefit. If your payment instructions are not received within 30 days, your benefit will be transferred to the ATO. See page 14 for details.

If your benefit is transferred to the ATO, you will no longer be a member of ANZ Staff Super and you will need to contact the ATO to access your benefit. Any death or death and TPD cover you had as a Partner Section member will have ceased by the time your benefit is transferred to the ATO.



## Your Trustee

The Trustee, ANZ Staff Superannuation (Australia) Pty Limited, is responsible for managing ANZ Staff Super in the interest of members and their dependants. The Trustee's responsibilities are carried out by a Board of Directors. ANZ appoints four of the Directors and members of ANZ Staff Super elect the other four.

The Trustee is required to operate and manage ANZ Staff Super within the provisions of its Trust Deed and Rules. The Trust Deed and Rules is a legal document that sets out the rights and obligations of members, ANZ and the Trustee. A copy of this document is available at [www.anzstaffsuper.com](http://www.anzstaffsuper.com) or from ANZ Staff Super.

The operation of ANZ Staff Super is always subject to applicable legislation. The main piece of legislation that the Trustee is required to comply with is the *Superannuation Industry (Supervision) Act 1993* and its Regulations (known as SIS).

All these measures ensure that ANZ Staff Super operates in an efficient and business-like manner.

### Appointment and removal of Trustee Directors

ANZ Staff Super has a formal set of rules for the appointment and removal of member-representative Trustee Directors as required by the SIS legislation. A brief description of the rules follows.

A member-representative Trustee Director must be a current member of ANZ Staff Super (i.e. a member of the Employee, Personal, Partner or Retirement Sections or a member of Employee Section C) and be an "eligible" person under SIS legislation.

Briefly, an "eligible" person is someone who has not been convicted of offences involving dishonest conduct, is not bankrupt, has not been disqualified by the Australian Prudential Regulation Authority, is not ineligible to manage a corporation under the *Corporations Act 2001* and meets the fitness and propriety standards of the SIS legislation.

Member-representative Trustee Directors hold office for a term not exceeding four years. The terms of office are staggered, with half the Trustee Directors retiring from office two years after the other half of the Trustee Directors were elected. Elections for member-representative Trustee Directors are therefore held every two years.

Prior to holding an election, nominations are called for member-representative positions that will become vacant. Each eligible member of ANZ Staff Super may nominate to become a member-representative Trustee Director during the nomination period. Retiring Directors may re-nominate. If the number of valid nominations received exceeds the number of vacancies, an election must be held to appoint the Trustee Directors.

If an election is needed, the process includes the appointment of a Returning Officer, distribution of ballot material and information on each candidate, lodgement of ballots, and counting of votes which are classified by the Returning Officer to be valid. Voting may take place electronically. The successful candidates are those who poll the highest number of votes. Voting is not compulsory.

The removal of a member-representative Trustee Director occurs when the member ceases to be a member of ANZ Staff Super, resigns his or her office as a Trustee Director, ceases to be an "eligible" person or to meet the fitness and propriety standards, or when the majority of members calls for their removal. If there is a casual vacancy, the person who received the next highest number of votes at the previous election who remains eligible will be invited to fill the vacancy.

Trustee Directors who are appointed by ANZ may be removed or replaced any time at the discretion of ANZ or if they become ineligible to hold office under law.

### Scheme administration

Some aspects of ANZ Staff Super's operations are outsourced to specialist professional organisations. In particular, certain administration and member services have been outsourced to Mercer Outsourcing (Australia) Pty Limited ABN 83 068 908 912 ("Mercer") under an agreement with the Trustee and ANZ.

The Trustee also employs the services of professional firms and consultants to undertake specific functions and provide expert advice.

The relationship with Mercer and other service providers is managed by ANZ Group Superannuation. This department has been delegated certain functions and supports the Trustee by overseeing member communication and education, compliance and governance, investment services and statutory requirements.

## Reserves and accounts

Five types of reserves or accounts are held within ANZ Staff Super for efficient financial management. They are:

1. The Scheme Operating Reserve (SOR) is part of the financial management of ANZ Staff Super and may be used in certain circumstances to address operational risk events or claims against ANZ Staff Super arising from operational risk events. Under APRA Prudential Standard SPS114 Operational Risk Financial Requirement, the Trustee is required to hold financial resources to address losses arising from operational risks. These financial resources are held in the Scheme Operating Reserve and exceed the level required by the prudential standard.
2. The Death and Disablement Reserve (DDR) operates as a reserve to manage the cashflows relating to the death and Total and Permanent Disablement cover provided through ANZ Staff Super.
3. The Employer Funding Reserve (EFR) is also part of the financial management of ANZ Staff Super.
4. The Unallocated Transfer Reserve (UTR) relates to monies transferred from other ANZ staff superannuation schemes which were not allocated to transferring members.
5. The Pension Section Account relates to assets transferred from the ANZGROUP (Australia) Staff Pension Scheme to finance the benefits paid to pensioner beneficiaries of the Pension Section.

The Annual Report provides details of the balance of these reserves and accounts. The reserves and accounts do not affect the pricing of units or the investment earnings on members' accounts.

## Providing proof of identity

Several provisions of the anti-money laundering and counter terrorism financing legislation apply to superannuation.

A key element of the provisions is the requirement to identify customers in certain circumstances. For a superannuation fund like ANZ Staff Super, the requirement to provide proof of identity generally applies where you are applying for a benefit payment or commencing an income stream (like an account based pension or Transition to Retirement pension). However, you may also be asked to provide proof of identity at other times.

While ANZ Staff Super will try to keep the inconvenience of these requirements to a minimum, please be aware that you may be asked to provide proof of identity. Not providing the required proof of identity may cause a delay in processing.

## Loans and withdrawals

Government regulations do not allow you to borrow from ANZ Staff Super or to offer your benefits as security for a loan.

## Transfers to the Australian Taxation Office

If your benefit is less than \$7,500 and you do not provide payment instructions within 30 days, any insurance cover will cease and your benefit will be transferred to the ATO.

If your benefit is transferred to the ATO, you will cease to be a member of ANZ Staff Super and any insurance cover you have will cease. You will need to contact the ATO through your myGov account or directly to access your benefit.

If your benefit is \$7,500 or more, your benefit will be transferred to the Personal Section of ANZ Staff Super when you cease to be an eligible spouse where it will remain unless you decide otherwise.

## Financial planning advice

You should seek advice from a licensed financial adviser before making decisions about your superannuation.

Neither the Trustee nor the representatives of ANZ Staff Super provide personal financial advice. Nothing in the Partner Section Product Disclosure Statement or this Partner Section in Detail booklet should be construed as providing personal financial advice.

The Trustee has entered into an agreement with Mercer under which Mercer Financial Advice (Australia) Pty Ltd has been engaged to provide ANZ Staff Super members with general or limited personal financial advice about options available within ANZ Staff Super over the phone for no extra charge. These financial planning services are provided by Mercer Financial Advice (Australia) Pty Ltd under AFSL 411766. Any advice provided by Mercer's financial advisers is not provided or endorsed by the Trustee. If you'd like to talk to a financial adviser, call us on **1800 000 086**.

## Family law

Family law, especially in relation to superannuation, is complex and requires expert advice.

Any questions of a general nature about superannuation benefits arising from family law matters can be directed to ANZ Staff Super in the first instance.

## Termination or amendment of ANZ Staff Super

ANZ does not guarantee ANZ Staff Super and reserves the right to change or terminate its support of ANZ Staff Super should it become necessary or advisable if circumstances change.

If ANZ Staff Super is changed or terminated, your future benefits may be reduced or adjusted: however your benefits accrued to the date of change will remain the same.

### Protecting members' privacy

The Trustee, ANZ Staff Superannuation (Australia) Pty Limited, seeks to take all reasonable steps to protect members' privacy and the confidentiality of members' personal information.

The Scheme Administrator, Mercer, collects (on behalf of the Trustee) personal information directly from members and their employers. Sometimes information about you may be collected from other third parties such as a previous superannuation fund, your financial adviser or publicly available sources. We collect, use and disclose personal information about you to provide and manage your account in the Scheme and give you information about your super, or as required by super and tax laws.

If you do not provide the personal information requested or it is incomplete or inaccurate, we may not be able to manage your account properly and processing of transactions to, from or in relation to your account may be delayed.

Members' personal information is kept confidential, but may be disclosed by the Trustee or Scheme Administrator to third parties, such as the Scheme's actuary, Insurer, medical consultants, underwriter, legal adviser and auditor and other external service providers who are contracted to assist with administering members' benefits. It may also be disclosed where expressly authorised or required by law, for example to government agencies such as the Australian Taxation Office and Australian Financial Complaints Authority. Members' personal information may also be disclosed to the Group Superannuation Department of ANZ for the purposes of administering members' benefits or resolving members' inquiries or complaints.

Members' personal information may be disclosed to related entities of the Scheme Administrator located overseas (in particular, its wholly owned Global Operations Shared Services function in India) as part of the day-to-day provision of administration services.

The Trustee's Privacy Policy Statement contains more detail about how we deal with your personal information and information about how you can access and seek correction of information we hold about you. It also includes information about how you can lodge a complaint about how we've dealt with your personal information and how that complaint will be handled.

If you have any queries in relation to privacy issues, please contact:

ANZ Staff Super  
GPO Box 4303  
Melbourne VIC 3001

#### Telephone

1800 000 086

#### Facsimile

03 9245 5827

#### Email

[anzstaffsuper@superfacts.com](mailto:anzstaffsuper@superfacts.com)

The Trustee's Privacy Policy Statement is available on the Scheme's website [www.anzstaffsuper.com](http://www.anzstaffsuper.com) or from us by calling **1800 000 086**. You can also access the Scheme Administrator's privacy policy on the Scheme's website.

# Risks of super

## What are the risks associated with investing in super?

Superannuation is a long-term investment vehicle. Like other investment vehicles, superannuation carries a degree of risk. There may be changes to superannuation and tax laws, which impact on your superannuation. There are also different levels of risk associated with choosing particular investment options.

Asset classes perform differently at different times and have varying risk characteristics and volatility. As each of ANZ Staff Super's investment options has a different mix of assets, the risks of investing in each option are different. The risks associated with investing are shown in the table below.

<b>Risk</b>	<b>Explanation</b>
<b>Inflation</b>	Inflation may exceed the rate of return on your investment.
<b>Individual company investment risk</b>	Individual assets can and do fall in value for many reasons, such as changes in a company's internal operations or management or in its business environment.
<b>Market risk</b>	Changes in economic, technological, political or legal conditions and in market sentiment can impact on investment markets and affect investment returns. Market risk is managed by appropriately diversifying ANZ Staff Super's investments both within and between asset classes and markets as part of the strategic asset allocation.
<b>Currency risk</b>	Some investments are held overseas. If the currencies in which these investments are held change in value relative to the Australian dollar, the value of these investments can change. While the Trustee considers option level exposures to foreign currency risks, required hedging is implemented at the asset sector level. Most foreign currency exposures are fully hedged other than international developed market and emerging market equities. The foreign currency exposures that arise from holding emerging market equities are not hedged whereas developed market international equities are partially hedged. This provides some protection against decreases in the value of the foreign currencies in which the shares are held, but also allows some of the benefit of increases in the value of foreign currencies to flow through to investment returns.
<b>Derivatives risk</b>	Risks associated with derivatives include the value of the derivative failing to move in line with the underlying asset, illiquidity, inability to meet payment obligations as they arise and counterparty risk. The Trustee does not directly invest in derivatives such as futures and options, but does use foreign exchange forward contracts for currency hedging. Investment managers may use derivatives in managing portfolios for the Trustee and in managing pooled investment vehicles in which the Trustee invests. Derivatives are used to reduce risk, reduce transaction costs and as an efficient way of gaining exposure to certain asset classes. Limits on the extent of derivative use are specified in the investment management agreements between the Trustee and investment managers.
<b>Scheme risk</b>	Risks particular to ANZ Staff Super include closure of the ANZ Staff Super, Trustee changes and investment manager selection.
<b>Changes to super law</b>	Superannuation law changes often. These changes may affect your investment.
<b>Changes to tax law</b>	Taxation law changes often. These changes may affect your investment.
<b>Liquidity and cash flow risk</b>	Liquidity risk is the risk that ANZ Staff Super will encounter difficulties in meeting benefits and other financial obligations because it is unable to realise investments in a timely manner. Liquidity risk is managed by monitoring ANZ Staff Super's holdings in illiquid assets and stress testing the portfolio for market and liquidity shocks. Liquidity is managed at the option level, with limits placed on the proportion of each option invested in assets deemed most illiquid and on investments in vehicles which have notice periods for redemptions. The majority of other assets are held in readily realisable underlying assets. ANZ Staff Super also has limited ability to borrow in the short term to ensure settlement of financial obligations.
<b>Credit risk</b>	Credit risk represents the loss that would be recognised if counterparties failed to meet their obligations as contracted. Concentrations of credit risk are minimised by investing in various unlisted unit trusts which in turn hold diversified direct market investments. These unit trusts undertake transactions with a large number of counterparties on recognised and reputable exchanges.
<b>Interest rate risk</b>	Changes in interest rates may impact on investment returns or bulletins.

The Trustee manages ANZ Staff Super's investments with the aim of maximising investment returns over the long term whilst staying within the risk levels defined for each of the investment options. The Trustee will inform you of changes that may have a significant impact on your superannuation. Such changes are usually advised to members in the Annual Report and newsletters or bulletins.





# How we invest your money

## Investment options

### Overview of investment choice

As an Partner Section member, you can decide where you want your account invested by selecting one, or a combination, of the following options:

- 🔹 Aggressive Growth
- 🔹 Balanced Growth (the default option)
- 🔹 Cautious
- 🔹 Cash

Each option has a different mix of risk and likely return, so you can select the one or combination that best suits your needs and circumstances.

Investment returns applied to members' accounts are based on movements in unit prices and will vary from year to year.

Investment returns may be positive or negative. A negative return will cause the value of your investment to fall. It is possible that earnings may grow at less than the rate of inflation. The investment options are not capital guaranteed. The value of your investment may rise and fall.

### If you don't make a choice

If you do not choose an investment option for your super, your account will be invested in the Balanced Growth investment option (the default investment option) which is described on page 22, and you will be classified as a 'MySuper' member. The MySuper classification is required according to super legislation but this will not affect your Partner Section entitlements.

If you select any of the other investment options, for all or a portion of your account balance, you will be classified as a 'Choice' member.

### Switching between options

- 🔹 You may request a switch of investment options weekly at no cost to you;
- 🔹 You can choose to place your existing superannuation in more than one investment option, in any proportions you wish; and
- 🔹 You can choose to direct future contributions and other cashflows (such as rollovers) to more than one investment option, in any proportion you wish.

Superannuation is generally considered to be a long-term investment, in which you should take a considered, long-term view of investment markets. While you can change the structure of your investments weekly, you should think carefully before making any changes based on your reaction to short-term fluctuations in the value of your investment. As your circumstances change, you may need to review your investment options.

*Change your investment options forms* are available from ANZ Staff Super (see page 40 for contact details). Switch requests may be lodged with ANZ Staff Super on the relevant form or by electronic request via the secure section of our website [www.anzstaffsuper.com](http://www.anzstaffsuper.com).

Forms must be received by ANZ Staff Super on or before 5pm Thursday to be processed on the following Wednesday. Forms received after 5pm Thursday will be processed on the Wednesday after next.

From time to time, public holidays may disrupt the weekly switching schedule. Generally, where there is no processing on a Wednesday, switches will be processed on the next available business day. If the disruption is expected to be more extensive (eg. over Christmas/year end), members will be advised of the revised switching arrangements. Any investment switch will take effect from the date the switch is processed.

### Things you need to consider

Before you make a choice, you need to understand a couple of simple investment principles so that you can select an option(s) that best suits you.

Many of the factors affecting your choice are based on your personal circumstances and preferences. If you would like more detailed, personalised information, you may need to discuss your situation with a professional financial adviser.

To give you a starting point, you might like to consider the following factors:

- 🔹 your age and time horizon;
- 🔹 your risk tolerance;
- 🔹 your investor profile, and
- 🔹 the risks and returns of asset classes.

This part of the Partner Section in Detail booklet will take you through each of these factors.

### Your age and time horizon

Your age right now and how much time you have until you will be accessing your superannuation will impact on your choice of investment options. Remember, superannuation is designed for retirement years and must generally be preserved until then.

If you have a longer timeframe to invest then you can select investment options that may fluctuate in value over the short term, but use time to your advantage, and over the long term may produce higher returns than other types of investment.

Your timeframe for investment may not necessarily end at retirement. You still need to consider a longer-term approach. At say 55, the average person can expect to live at least another 25 years. Members should consider the investment option that best meets their particular needs into retirement.

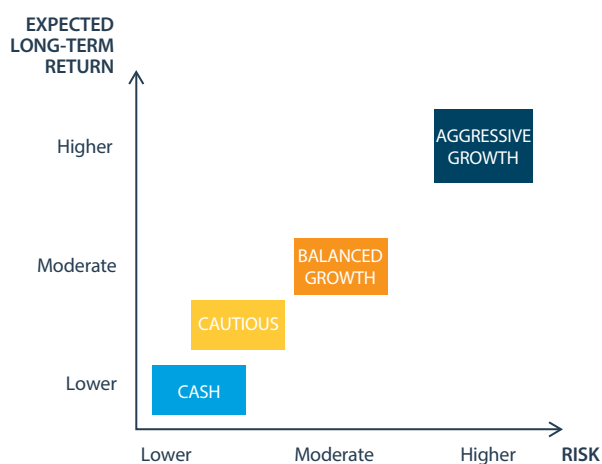


### Your risk tolerance

Everyone has a different attitude to tolerance and risk. You should be comfortable with the level of risk associated with the investment option(s) you choose.

The chart below shows a general illustration of the broad, long-term relationship between risk and return and where each of the four options appears on the risk versus return spectrum.

#### Risk tolerance



#### Asset classes

An important factor in determining your investment strategy is to understand how your money can be invested

*Consider the investment option or combination of options that best meet your needs into retirement.*

and what kind of risk and potential return is involved. The Trustee monitors ANZ Staff Super's investment options and managers. The Trustee may open or close investment options or change the investment strategies of the options at any time. Members will be advised of any changes to our investment options.

The Aggressive Growth, Balanced Growth, Cautious and Cash options are invested in different combinations of the following asset classes.

*The Trustee requires ANZ Staff Super's investment managers to take into account environmental, social, governance and ethical considerations when making investment decisions.*

#### Growth assets

##### Shares/equities

By investing in shares you are actually buying (directly or indirectly) a share of a company (either listed or private). You normally receive returns in the form of dividends and capital growth. Profits or losses are as a result of changes in the share market price. Investment in shares typically provides a real rate of return (return above inflation) over the longer term.

The structure of ANZ Staff Super's investments in equities adopts a combination of active and passive managers, with the aim of matching, or slightly exceeding, the investment performance of the relevant market or markets.

*Risk and return profile:* Shares will usually provide the highest returns over the long term relative to other asset classes. However, they also represent a higher risk due to fluctuations in returns from year to year.

### Property

Investment in property can involve purchasing properties such as office buildings and shopping centres and/or obtaining units in listed or unlisted property trusts. The returns on property typically come from rent and changes in the values of the properties over time.

*Risk and return profile:* Property is a moderate to high-risk area of investment but returns are usually higher than cash or fixed interest.

### Defensive assets

#### Fixed interest

Investment in fixed interest is where the investor lends money to government, semi-government bodies and corporations and interest is paid at an agreed rate. These investments are often known as bonds.

Inflation linked bonds are fixed interest investments which provide protection against inflation by linking their value to the rate of inflation. They are attractive because they potentially protect the value of an investment portfolio from erosion by higher than expected levels of inflation.

The Scheme's fixed interest managers invest in bonds and may also use derivatives to implement exposures in keeping with the risk and return profile of their mandates.

*Risk and return profile:* Fixed interest investments carry a low to medium risk. Most of the risk is connected with interest rate fluctuations, which can affect fixed-interest returns positively or negatively.

### Cash

Investments in cash include money invested in term deposits, bank bills and other short dated money market securities. Interest is earned on the cash invested.

*Risk and return profile:* Typically, cash investments earn a lower rate of return than other asset classes. However, cash usually offers the lowest level of risk with smaller fluctuations in returns.

### Alternative assets

#### Global private equity

Private equity is an asset class consisting of equity securities in operating companies that are not publicly traded on stock exchanges. Investors provide private equity capital in the hope of achieving risk adjusted returns that exceed those possible in the public equity markets.

#### Diversity

Diversity investment managers invest in conventional assets in a unique way. Their investments are structured so that each asset class has a similar amount of overall risk. The aim is to achieve significantly higher returns than cash over the longer term, but with less volatility than other high growth investments. A useful diversifier.

#### Global infrastructure

Infrastructure typically refers to the assets that support an economy, such as roads, water supply, power supply, ports and aged care residences. In the past these assets have typically been owned and managed by government, but investors can now access these assets as governments pass control to the private sector. Investments in these assets are made with the intention that dividends and capital gains will accrue through increased productivity and better management.

#### Global credit

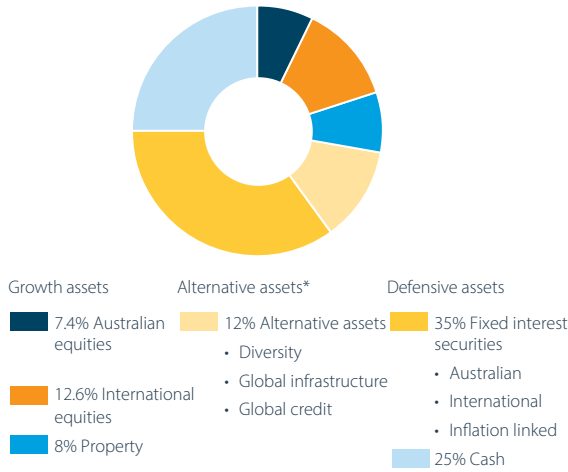

Global credit is lending, either directly or indirectly, to borrowers other than investment grade rated governments, such as emerging market governments, corporates and consumers. Exposures can be diversified by geography, borrower type and the assets that support the borrower repaying the loan, such as government balance sheets, corporate cash flows and property. The increased credit and/or illiquidity risk of global credit means that these investments have the potential to deliver higher returns over the medium term compared to cash.

ANZ Staff Super's investment options are invested in different combinations of asset classes.



## Investment options

	Aggressive Growth	Balanced Growth
<b>Description</b>	The Aggressive Growth option is a diversified option that invests mainly in shares with small allocations to property and alternative investments. There is typically a split of 75% invested in shares, 16% alternative assets, 6% property and 3% cash.	The Balanced Growth option is a diversified option that invests across a range of asset classes. Around 59% of this option is invested in shares and property, around 24% in alternative assets and the remainder in fixed interest securities and cash.
<b>Type of investor</b>	Members who are seeking to maximise investment returns over the long term while accepting a high degree of performance variability. The investment returns of this option are likely to be more volatile from year to year than the Balanced Growth option, you should be aware of the higher risk involved.	Members who are seeking to maximise investment returns over the long term while accepting a moderate to high degree of performance variability. The investment returns of this option are likely to be less volatile than those of the Aggressive Growth option, but more volatile than those of the Cautious and Cash options.
<b>Investment return objective</b>	Exceed CPI increases, on average, by at least 3% p.a. over rolling ten year periods. (Note: The investment return objective is not a prediction or promise of any particular return.)	Exceed CPI increases, on average, by at least 2.5% p.a. over rolling ten year periods. (Note: The investment return objective is not a prediction or promise of any particular return.)
<b>Minimum suggested timeframe for investment</b>	At least 6 years	At least 5 years
<b>Estimated frequency of negative annual investment returns</b>	5.0 in any 20 years	3.9 in any 20 years
<b>Summary risk level</b>	High	Medium to High
<b>Strategic asset allocation and ranges</b>	<p>The pie chart is indicative of the investment mix for this option. The actual percentages in each asset class may vary over time within allowable ranges.</p> <p><b>Growth assets</b></p> <ul style="list-style-type: none"> <li>28.8% Australian equities</li> <li>41.6% International equities</li> <li>6% Property</li> <li>4.6% Emerging market equities</li> </ul> <p><b>Alternative assets*</b></p> <ul style="list-style-type: none"> <li>16% Alternative assets <ul style="list-style-type: none"> <li>• Diversity</li> <li>• Global infrastructure</li> <li>• Global credit</li> </ul> </li> </ul> <p><b>Defensive assets</b></p> <ul style="list-style-type: none"> <li>3% Cash</li> </ul> <p>30% Target developed markets foreign currency exposure.</p> <p>* The Trustee actively reviews the structure of the alternative assets and will adjust the structure on a strategic basis. As a result, from time to time, allocations to alternative assets will not be fully invested and the uninvested allocations will be held in one or more of the non-alternative asset classes.</p>	<p>The pie chart is indicative of the investment mix for this option. The actual percentages in each asset class may vary over time within allowable ranges.</p> <p><b>Growth assets</b></p> <ul style="list-style-type: none"> <li>19% Australian equities</li> <li>27% International equities</li> <li>9.5% Property</li> <li>3% Emerging market equities</li> </ul> <p><b>Alternative assets*</b></p> <ul style="list-style-type: none"> <li>23.5% Alternative assets <ul style="list-style-type: none"> <li>• Diversity</li> <li>• Global infrastructure</li> <li>• Global credit</li> </ul> </li> </ul> <p><b>Defensive assets</b></p> <ul style="list-style-type: none"> <li>15% Fixed interest securities <ul style="list-style-type: none"> <li>• Australian</li> <li>• International</li> </ul> </li> <li>3% Cash</li> </ul> <p>20% Target developed markets foreign currency exposure.</p> <p>* The Trustee actively reviews the structure of the alternative assets and will adjust the structure on a strategic basis. As a result, from time to time, allocations to alternative assets will not be fully invested and the uninvested allocations will be held in one or more of the non-alternative asset classes.</p>

	Cautious	Cash
<b>Description</b>	The Cautious option is a diversified option that invests around 60% in diversified fixed interest securities and cash, with the remainder in shares, property and alternative assets.	The Cash option is a conservative option. The Cash option's holdings are held with Australia and New Zealand Banking Group Limited ABN 11 005 357 522. When you invest in our Cash option, your funds in this option are pooled with those of other members and placed in an at-call account on deposit with ANZ. We will not withdraw from this account, except at your direction (i.e. you have elected to have all or part of your cashflow drawn from this option or you elect to switch from this option).
<b>Type of investors</b>	Members who are seeking to achieve returns which exceed those available on cash investments over the long term whilst achieving reasonable stability in returns from year to year.	Members who are seeking to maintain capital stability over short time periods.
<b>Investment return objective</b>	Exceed CPI increases, on average, by at least 1.0% p.a. over rolling ten year periods. (Note: The investment return objective is not a prediction or promise of any particular return.)	Returns before fees and taxes that is equal or higher than the RBA cash rate over rolling 1-year periods. (Note: The investment return objective is not a prediction or promise of any particular return.)
<b>Minimum investment timeframe</b>	3 to 4 years	Up to 2 years
<b>Estimated frequency of negative annual investment returns</b>	1.6 in any 20 years	0 in any 20 years
<b>Summary risk level</b>	Low to Medium	Very low
<b>Strategic asset allocation and ranges</b>	<p>The pie chart is indicative of the investment mix for this option. The actual percentages in each asset class may vary over time within allowable ranges.</p>  <p> <b>Growth assets</b>  7.4% Australian equities  12.6% International equities  8% Property </p> <p> <b>Alternative assets*</b>  12% Alternative assets  • Diversity  • Global infrastructure  • Global credit </p> <p> <b>Defensive assets</b>  35% Fixed interest securities  • Australian  • International  • Inflation linked  25% Cash </p> <p>7.5% Target developed markets foreign currency exposure.</p> <p>* The Trustee actively reviews the structure of the alternative assets and will adjust the structure on a strategic basis. As a result, from time to time, allocations to alternative assets will not be fully invested and the uninvested allocations will be held in one or more of the non-alternative asset classes.</p>	<p>The pie chart is indicative of the investment mix for this option.</p>  <p>Defensive assets 100% Cash</p>





## Who are ANZ Staff Super's investment managers?

Asset class	Investment manager*
<b>Australian Shares</b>	Macquarie Investment Management Allan Gray Australia Hyperion Asset Management
<b>International Shares</b>	BlackRock Investment Management Vanguard Investments Australia RQI Investors Towers Watson Australia
<b>Australian Direct Property</b>	Dexus Capital Funds Management Limited Barwon Investment Partners Mirvac Funds Management Australia
<b>Global Listed Property</b>	Resolution Capital
<b>Australian Fixed Income</b>	BlackRock Investment Management Ardea Investment Management
<b>Cash</b>	Macquarie Investment Management ANZ
<b>Currency</b>	QIC Limited
<b>International Fixed Income</b>	Colchester Global Investors
<b>Diversity</b>	Fulcrum Asset Management
<b>Private Equity</b>	Industry Funds Management
<b>Global Infrastructure</b>	Ancala Partners (Morgan Stanley) North Haven Infrastructure Partners Palisade Investment Partners Palisade Impact SUSI Partners
<b>Global Listed Infrastructure</b>	Maple-Brown Abbott
<b>Global Credit</b>	Westbourne Capital Intermediate Capital Group BlueBay Asset Management Insight Investment Management (Global) Wellington Management Funds LLC

\* As at April 2024.





## Investment performance

The following table shows past investment returns for the years ended 31 December (net of investment costs and tax on investment income) for ANZ Staff Super's different investment options.

	Aggressive Growth	Balanced Growth	Cautious	Cash
<b>2023</b>	14.4%	10.5%	6.4%	3.9%
<b>2022</b>	-8.0%	-6.6%	-3.9%	1.6%
<b>2021</b>	17.2%	12.5%	5.6%	0.8%
<b>2020</b>	5.0%	3.9%	3.5%	1.0%
<b>2019</b>	20.9%	16.7%	8.8%	1.4%
<b>5 year average</b>	9.4% p.a.	7.1% p.a.	4.0% p.a.	1.7% p.a.
<b>10 year average</b>	8.2% p.a.	6.6% p.a.	4.3% p.a.	1.8% p.a.

**Past performance is not a reliable indicator of future performance.**

Apart from investment costs and the tax on investment income, there are no payments or commissions that will or may impact on investment returns.

For the most recent returns please go to the website [www.anzstaffsuper.com](http://www.anzstaffsuper.com) or refer to the Annual Report also available on the website.

## Make a choice

Having read and understood the information in the Partner Section Product Disclosure Statement and this Partner Section in Detail booklet (and any other information provided) and, if necessary, obtaining appropriate advice from a licensed financial planner or investment adviser, it's time to make a decision on the investment options.

You should make an informed decision with your selection based on your own particular needs and preferences – as well as the risk and expected return for each option. When choosing one, or a combination, of the options you will need to balance risk and return by finding the point at which your investments are positioned to earn the highest returns possible for the amount of risk you feel comfortable taking.

Ultimately, the investment choice you make and the amount of risk you are comfortable taking is up to you.

### What if I don't make a choice?

If you do not select an option, your account will automatically be invested in the Balanced Growth investment option the default investment option and you will be classified as a MySuper member.

## Fees and costs

The statement below is required by Australian legislation and should be read in conjunction with the table on page 27.

### Did you know?

**Small differences in both investment performance and fees and costs can have a substantial impact on your long term returns. For example, total annual fees and costs of 2% of your account balance rather than 1% could reduce your final return by up to 20% over a 30-year period (for example, reduce it from \$100,000 to \$80,000).**

**You should consider whether features such as superior investment performance or the provision of better member services justify higher fees and costs. Your employer may be able to negotiate to pay lower administration fees. Ask ANZ Staff Super or your financial adviser.**

### To find out more

If you would like to find out more, or see the impact of the fees based on your own circumstances, the **Australian Securities and Investments Commission (ASIC)** website ([www.moneysmart.gov.au](http://www.moneysmart.gov.au)) has a superannuation calculator to help you check out different fee options.

The account management fee is a fixed percentage of your account balance (up to a balance of \$500,000) and only investment-related expenses (such as fees charged by ANZ Staff Super's investment managers) are deducted from investment earnings before the unit prices of its investment options are determined. Therefore, ANZ Staff Super is unable to negotiate fees with individual members.

Fees and other costs debited to your accounts are competitive. ANZ Staff Super's competitive fee structure means that you have more money in your account working for you.

The Partner Section is free of any entry or transfer fees.

The costs which you meet are:

- an account management fee of 0.19%\* per annum of the amount invested. The account management fee is only charged on the first \$500,000 in your account in the Partner Section. This fee is met by redeeming some of your units each week;
- all expenses including taxes associated with the investment of your account balances. These costs are deducted from the value of assets before unit prices are set; and
- the cost of your death and Total and Permanent Disablement (TPD) cover (if any). This cost is deducted from your account monthly or on exit.

\* A rebate of 0.03% p.a. of your account balance up to \$500,000 will be applied for 2024, meaning the net account management fee for 2024 will be 0.16% p.a. for 2024 after allowing for the rebate. The fee rebate will be reviewed annually.

As with other superannuation funds, contribution tax and surcharge tax (if any) applies on employer and pre-tax contributions. A cost will also apply for any death and TPD cover you may have. You may also incur additional tax if you have not provided your Tax File Number to ANZ Staff Super.

If you exceed your concessional contributions cap, or you receive a Section 293 assessment in relation to your contributions because your income exceeds \$250,000, any additional tax payable will also be deducted from your account where you provide a release authority to ANZ Staff Super.

Your annual benefit statement will show a summary of account transactions, including deductions.

### Fees and other costs

This section shows fees and other costs that you may be charged. These fees and other costs may be deducted from your money, from the returns on your investment or from the assets of ANZ Staff Super as a whole.

Other fees, such as activity fees, advice fees for personal advice and insurance fees, may also be charged, but these will depend on the nature of the activity, advice or insurance chosen by you. Entry and exit fees cannot be charged.

Taxes, insurance fees and other costs relating to insurance are set out in another part of this document.

You should read all the information about fees and other costs because it is important to understand their impact on your investment.

The fees and costs for the MySuper product offered by ANZ Staff Super and each investment option offered by ANZ Staff Super are set out on page 27 and 28.

## Fees and costs summary

Type of fee or cost	Amount	How and when paid
<b>Ongoing annual fees and costs<sup>1</sup></b>		
<b>Administration fees and costs</b>	0.19% <sup>2</sup> p.a. of your account balance up to \$500,000 (known as the account management fee)  0.0% p.a. for the portion of your account balance above \$500,000.	Deducted weekly from your account on a pro rata basis
<b>Investment fees and costs<sup>3</sup></b>	0.015% - 0.464% <sup>4</sup> p.a. of your account balance depending on your investment option  For details of the fees and costs for each investment option, see the table on page 28	Deducted from your chosen investment option's investment earnings before the option's unit price is declared
<b>Transaction costs</b>	Nil	Not applicable
<b>Member activity related fees and costs</b>		
<b>Buy-sell spread</b>	Nil	Not applicable
<b>Switching fee</b>	Nil	Not applicable
<b>Other fees and costs<sup>5</sup></b>	For details of insurance costs see pages 35 to 37.	Deducted from your account (monthly and when you leave the Partner Section)

For definitions of the above fees, refer to the "Glossary" on page 38.

- 1 If your account balance for a product offered by ANZ Staff Super is less than \$6,000 at the end of our income year, certain fees and costs charged to you in relation to administration and investment are capped at 3% of the account balance. Any amount charged in excess of that cap must be refunded. ANZ Staff Super's income year ends on 31 December.
- 2 A rebate of 0.03% p.a. of your account balance up to \$500,000 will be applied for 2024, meaning the net account management fee for 2024 will be 0.16% p.a.
- 3 Investment fees and costs include amounts of 0.0% to 0.014% for performance fees. The calculation basis for this amount is set out under "Additional explanation of fees and costs".
- 4 Investment fees and costs are estimates. Actual costs vary from year to year. The investment fees and costs for 2023 were 0.015% - 0.464% p.a. depending on the investment option. The investment fees and costs are based on the investment fees and costs for the year ended 31 December 2023 except that amounts related to performance fees are based on the average performance fees for the 5 years ended 31 December 2023. (If an investment has not existed or did not provision for performance fees for the last 5 years – performance fees are based on the average for the period since the option has existed and provided for performance fees.) The actual amount you will be charged in subsequent years will depend on the actual investment fees and costs incurred for the relevant period. The investment fees and costs are deducted from investment earnings before the unit price is declared. The amount is not negotiable.
- 5 Additional fees may apply. For details, refer to the "Additional explanation of fees and costs" below.

## Additional explanation of fees and costs

### Fee rebate

For 2024, a rebate of 0.03% p.a. of your account balance up to \$500,000 will be applied.

This rebate applies to the account management fee and effectively reduces the account management fee applied to your account. This rebate is automatically applied when the account management fee is deducted from your account. You do not need to apply for this rebate.

### Adviser service fees

ANZ Staff Super does not pay commissions or adviser service fees to financial advisers.

### Family law fees

ANZ Staff Super does not currently charge fees for requests for information under the Family Law Act or to give effect to splitting or flagging orders or agreements. The Trustee reserves the right to apply family law fees. The Trustee will advise members in advance if family law fees are to be imposed.

### Insurance

If you have cover for death and Total and Permanent Disablement and/or salary continuance insurance, the cost of this cover is deducted from your account monthly or on leaving the Partner Section. See pages 35 to 37 for more details about the cost of cover.

## Tax

Government taxes are deducted from your account.

Where ANZ Staff Super receives a tax deduction in relation to the cost of death and Total and Permanent Disablement cover or salary continuance insurance premiums or any financial advice fees, it is passed on to you by reducing the contributions tax deducted from your account.

If investment fees and costs are tax deductible to ANZ Staff Super, members will indirectly receive the benefit of those tax deductions to the extent that they reduce ANZ Staff Super's taxable income. These deductions will be taken into account when the unit prices of the relevant investment options are calculated.

See pages 30 to 32 for more information on tax.

## Investment fees and costs

Investment fees and costs include the costs of investment management such as investment manager fees and any performance fees that may be paid to investment managers, custodian fees, and indirect investment costs as well as other expenses that are not met from the fees deducted directly from member accounts. Indirect investment costs are those costs which are not paid directly out of ANZ Staff Super by the Trustee. Some indirect investment costs will be known by the Trustee, while for others, the Trustee may reasonably estimate the cost.

Investment fees and costs are not deducted directly from member accounts. They are deducted from investment returns before returns are allocated to members through unit prices.

Investment fees and costs change from year to year depending on actual costs incurred. The investment fees and costs are for the year ended 31 December 2023 with the exception of performance fees which are based on the average performance fees for the 5 years ended 31 December 2023. (If an investment has not existed or did not provide for performance fees for the last 5 years – performance fees are based on the average for the period since the option has existed and provided for performance fees.) The actual amount you will be charged in subsequent years will depend on the actual investment fees and costs incurred for the relevant period.

The table below shows the estimated investment costs for 2023 for each of ANZ Staff Super's investment options.

Investment option	Estimated cost
Aggressive Growth	0.423%
Balanced Growth	0.464%
Cautious	0.365%
Cash	0.015%

The tax on investment income (after allowances for any imputation credits or investment-related tax deductions) is also deducted before unit prices are set.

Being one of the largest corporate superannuation funds in Australia, ANZ Staff Super is able to negotiate lower fees with investment managers. This helps to keep investment fees and costs deducted in the calculation of unit prices to a minimum.

## Performance fees

ANZ Staff Super may pay performance fees to investment managers. The performance fees are calculated as a percentage of their out-performance over agreed benchmarks. Performance fees are included within investment fees and costs shown above.

## Transaction costs

Any transaction costs relating to the investment options are included as part of the investment fees and costs in the "Fees and costs summary".

## Buy/sell spreads

ANZ Staff Super does not currently apply a buy/sell spread when units are purchased or redeemed.

To the extent buy/sell spreads have been indirectly incurred by underlying investment managers, these have been included within the investment fees and costs.

The Trustee reserves the right to apply a buy/sell spread. The Trustee will advise members in advance if a buy/sell spread is to be imposed.

## Trustee's right to change fees

The Trustee has the right under the Trust Deed and Rules to change the account management fee and/or to charge a switching fee and a fee for multiple withdrawals in any year and/or to amend other fees. The Trustee will advise members 30 days in advance if such fees are to apply, or other fees are increased. Such fees (if imposed or increased) would only apply from the effective date advised to members in the notification.

## Example of annual fees and costs for superannuation products

This table gives an example of how the ongoing annual fees and costs for the Balanced Growth investment option (MySuper Product) can affect your superannuation investment over a 1-year period. You should use this table to compare this superannuation product with other superannuation products.

Example – Balanced Growth investment option (MySuper product)	Balance of \$50,000
<b>Administration fees and costs</b> 0.19% <sup>1</sup> p.a.	For every \$50,000 you have in the superannuation product, you will be charged or have deducted from your investment \$95 in administration fees and costs
<b>PLUS Investment fees and costs<sup>2</sup></b> 0.464% <sup>3</sup> p.a.	<b>And</b> , you will be charged or have deducted from your investment \$232 in investment fees and costs
<b>PLUS Transaction costs</b> Nil	<b>And</b> , you will be charged or have deducted from your investment \$0 in transaction costs
<b>EQUALS Cost of product</b>	If your balance was \$50,000, at the beginning of the year, then for that year you will be charged fees and costs of <b>\$327</b> for the superannuation product.

1 The administration fee is known as the account management fee in ANZ Staff Super. A rebate of 0.03% p.a. of your account balance up to \$500,000 will be applied for 2024, meaning the net account management fee for 2024 will be 0.16% p.a.

2 Calculated based on both actual and estimated costs incurred for the 12 months ended 31 December 2023.

3 Investment fees and costs includes an amount of 0.0% to 0.014% for performance fees. The calculation basis for this amount is set out under "Additional explanation of fees and costs".





## Cost of product for one year

The cost of product gives a summary calculation about how ongoing annual fees and costs can affect your superannuation investment over a one-year period for all superannuation products and investment options. It is calculated in the manner shown in the example of annual fees and costs above.

The cost of product information assumes a balance of \$50,000 at the beginning of the year. (Additional fees may apply: refer to the 'Fees and costs' summary on page 27 for the relevant superannuation product or investment option.) You should use this figure to help compare superannuation products and investment options.

Investment option	Cost of Product
Aggressive Growth Option	\$307
Balanced Growth Option (MySuper product)	\$327
Cautious Option	\$277
Cash Option	\$102

## How super is taxed

The following information outlines, in a general way, the taxes that apply to your superannuation while you are making contributions and when you withdraw your super.

### Tax on contributions

The Federal Government has set limits on the amount of concessional and non-concessional contributions that you can make which receive favourable tax treatment. Contributions in excess of these limits attract additional tax. Concessional contributions within the prescribed limits are generally taxed in ANZ Staff Super at 15%.

As non-concessional contributions have already been subject to tax (at the individual's personal income tax rate) they are not taxed when received by ANZ Staff Super.

### Additional tax for high income earners

If your income (including concessional contributions) exceeds \$250,000 per annum, you may pay 30% contributions tax (rather than 15%) on some or all of your concessional contributions. This additional tax will not apply to contributions that are subject to excess contributions tax.

If your income excluding your concessional contributions is less than the \$250,000 threshold, but the inclusion of your concessional contributions pushes you over the threshold, the additional tax will only apply to the part of the contributions that is in excess of the \$250,000 threshold.

### Tax on excess concessional contributions

Concessional contributions, also known as before-tax or pre-tax contributions, include all contributions made from your before-tax salary, including salary sacrifice contributions and Superannuation Guarantee contributions made by your employer.

Concessional contributions are subject to a limit or cap. The limit for the 2023/24 tax year is \$27,500 and the limit for the 2024/25 tax year is \$30,000 for everyone regardless of age. From 1 July 2018, if you have a total super balance of less than \$500,000, you are able to carry forward any unused part of your concessional contribution limit in 2018/19 (and future income years) for up to five years.

The limit is normally indexed based on movements in full time adult Average Weekly Ordinary Time Earnings (AWOTE) rounded down to the nearer \$2,500.

These limits represent the maximum amount of contributions that can be taxed concessional. Any concessional contributions in excess of your limit will be included in your assessable income and taxed at your marginal tax rate, and for excess concessional contributions received prior to 1 July 2021, you will be required to pay an excess concessional contributions charge\*. A non-refundable tax offset of 15% of your excess concessional contributions will apply to compensate you for the 15% contributions tax already paid on your concessional contributions.

\* The excess concessional contributions charge is calculated by the ATO and is intended to ensure that individuals who make excess concessional contributions do not receive tax deferral advantages over those who do not exceed their concessional contribution limit.

If you receive an "excess concessional contributions determination" from the ATO, you may elect to release up to 85% of your excess concessional contributions made in the financial year, from your superannuation.

The excess concessional contributions will continue to count towards your non-concessional (after-tax) contribution limit. However, the excess concessional contributions counted towards the limit will be reduced by the amount of the excess concessional contributions released from superannuation.



### Concessional contributions and your Tax File Number (TFN)

Generally ANZ Staff Super will be required to pay additional tax on concessional contributions received in respect of members who have not provided their TFN.

If, when you leave ANZ Staff Super or at the end of ANZ Staff Super's financial year (whichever is the earlier), ANZ Staff Super does not have your TFN, it will have to pay tax in addition to the 15% tax already paid on your concessional contributions. The additional tax will be at a rate of 30% plus the Medicare levy. This tax will then be deducted from your account balance. If you provide your TFN later, ANZ Staff Super may be able to recover the tax paid and repay it to your account, but this might not always be possible. If you have left ANZ Staff Super, it will generally not be possible to recover the additional tax paid. No investment earnings apply for recovered amounts.

You can supply your TFN through our website, [www.anzstaffsuper.com](http://www.anzstaffsuper.com). Contact ANZ Staff Super for more information.

### Excess contributions tax on non-concessional contributions

Non-concessional contributions, or after-tax contributions, are contributions made from after-tax money.

The non-concessional contribution limit is \$120,000 per annum for the 2024/25 tax years. Your limit may vary if you can use the "bring forward" arrangements or if your total super balance exceeds \$1.9 million.

If you are under age 75, you may be able to "bring forward" up to two years of non-concessional contributions, but your limit for the subsequent two financial years will be reduced. Based on a limit of \$120,000, this means you can make an after-tax contribution of up to \$360,000 in one financial year.

If you "bring forward" the full two years of non-concessional contributions in a financial year, you will not be able to make any non-concessional contributions for the next two financial years. In any case, you'll only be able to bring forward contributions up to the amount which would take your balance to \$1.9 million.

If your total super balance is \$1.9 million or more, you will not be eligible to make non-concessional contributions.

The contribution limits can change due to indexing. To check the current limits or obtain further information, visit the Australian Taxation Office (ATO) website [www.ato.gov.au](http://www.ato.gov.au).

If you are considering making contributions in excess of the annual non-concessional contribution limit, please call ANZ Staff Super to find out how this 'bring forward' provision operates.

Non-concessional contributions above the cap will be taxed at the highest marginal tax rate plus the Medicare levy. Individuals have the option of withdrawing superannuation contributions in excess of the non-concessional contribution limit made from 1 July 2013 and any associated earnings, with these earnings being taxed at the individual's marginal tax rate.

### Non-concessional contributions and your Tax File Number

Non-concessional contributions cannot be accepted by ANZ Staff Super if your TFN has not been provided to ANZ Staff Super. If ANZ Staff Super receives a non-concessional contribution and does not have your TFN, we will contact you to request that you provide your TFN. If we have not received your TFN within 30 days from the date of receipt of the contribution, we must return it. The amount refunded will be adjusted for the movements in the unit price for the relevant option(s).

### Tax on investment earnings

ANZ Staff Super's investment earnings are subject to a tax rate of up to 15%. Tax deductions, credits and rebates may apply and reduce the effective rate of tax on investment earnings. The investment returns on your account are net of indirect costs and any tax on investment earnings. These amounts are deducted as part of the calculation of unit prices.

## Tax and withdrawing your super

If you are age 60 or over, superannuation benefits paid to you are generally tax free when paid from a taxed superannuation fund (such as ANZ Staff Super).

If you are under age 60, tax is payable on any benefit paid to you in cash. If you transfer your benefit to another complying superannuation fund, payment of benefit tax will be deferred.

If you take any part of your benefit in cash prior to age 60, the tax paid on your benefit will depend on:

- your age at the time (e.g. higher rates may apply if you are under your preservation age);
- the reason your benefit is paid (e.g. on total and permanent disablement, death, terminal medical condition\* or retirement); and
- the composition of your benefit (your benefit will consist of a taxed component and a tax-free component).

\* A terminal medical condition exists if two registered medical practitioners (one of whom is a specialist practising in the area related to the illness or injury) have certified that the member suffers from an illness or has incurred an injury that is likely to result in death within a period of not more than 24 months.

Any partial payment of your benefit must be withdrawn proportionately from the tax-free and taxable component to reflect the proportion of those components in the benefit as a whole.

If you are aged between your preservation age and 59, no benefit tax is payable on amounts that are below a lifetime tax-free threshold (i.e. \$235,000 for 2023/24 and \$245,000 for 2024/25) which is indexed annually. Contact ANZ Staff Super for the current tax-free threshold or visit our website.

The amount of tax payable on benefits above the tax-free threshold will depend on the components of the benefit and your age. However, if you are above your preservation age and under 60, generally, the benefit above the tax-free threshold will be taxed at 15% plus the Medicare levy.

If you are receiving a benefit on the grounds that you are a temporary resident permanently leaving Australia, (i.e. a Departing Australia Superannuation Payment), the taxed component will be taxed at 35%. (If you were a working holiday maker, the taxed component will be taxed at 65%.)

## Death benefit payments

If you die while a member of ANZ Staff Super, your account balance plus any death insurance cover will generally be paid to your dependants or legal personal representative as a lump sum.

A death benefit paid to your "death benefit dependants" is tax free (see page 10 for a definition of "death benefit dependants"). However, any death benefit paid to a person who is not a "death benefit dependant" will be subject to tax. Tax is payable on the taxable component of the taxed element of the benefit at up to 15% plus the Medicare levy.

## Total and Permanent Disablement benefit payments

If you receive a Total and Permanent Disablement benefit on or after age 60, it will be tax free. Total and Permanent Disablement benefits paid to members under age 60 are taxed concessionaly.

## Surcharge

For 2004/05 and prior years, the Federal Government levied a superannuation surcharge tax on employer contributions (including members' pre-tax/salary sacrifice contributions) paid to ANZ Staff Super for "high income earners". This surcharge tax was abolished from 1 July 2005.

However, surcharge tax may still be deducted from members' accounts in respect of the period to 30 June 2005. If you're affected by surcharge tax for the pre-1 July 2005 period, details will be shown on your annual benefit statement.

If you are liable for the surcharge tax for 2004/05 or an earlier financial year, you and ANZ Staff Super will be notified by the Australian Taxation Office (ATO) when your personal income tax return has been lodged and any surcharge tax liability determined. Any surcharge tax will only be deducted from your account when ANZ Staff Super has been advised of a surcharge tax liability by the ATO.

## Tax rebate on contributions by employee-member

As an incentive to establish a spouse account, the Federal Government provides a tax rebate on contributions your partner, the employee-member, pays to your Partner Section account.

Provided you and your partner are both Australian residents and you, the eligible spouse, is earning less than \$37,000 per year, and your spouse has not exceeded your non-concessional contributions cap for the financial year, and their total superannuation balance on 30 June of the previous financial year is below the general transfer balance cap (\$1.9 million in 2024/25), your partner may claim the full rebate of \$540 if he/she contributes \$3,000 or more during the financial year. A partial rebate applies up to an income of \$40,000 per year. The tax rebate is claimed when the employee-member lodges a tax return.

The maximum rebate of \$540 is based on 18% of spouse contributions of \$3,000. The rebate reduces by 18 cents for every dollar you earn over the \$37,000 limit.

The spouse receiving the contribution must be under age 75.

The examples below will help the employee-member calculate their rebate.

	Example 1	Example 2	Example 3
<b>Eligible spouse's income</b>	Nil	\$10,000 p.a.	\$38,000 p.a.
<b>Employee-member's contribution</b>	\$2,500 p.a.	\$3,000 p.a.	\$3,000 p.a.
<b>Employee-member's tax rebate</b>	\$450 (18% of \$2,500)	\$540 (18% of \$3,000)	\$360 (18% of \$3,000) = \$540 Less 18 cents for every dollar earned over \$37,000. \$1,000 x 18% = \$180 \$540 - \$180 = \$360

## Declare your Tax File Number (TFN) and avoid paying unnecessary tax

Although it is optional to declare your TFN to ANZ Staff Super, it is in your best interests to ensure ANZ Staff Super has your TFN.

If ANZ Staff Super does not have your TFN:

- the taxable components of your superannuation benefit may be taxed at the highest marginal income tax rate plus the Medicare levy (although you may be able to recoup this tax when you lodge your personal income return),
- your concessional contributions will be taxed at the highest marginal tax rate plus the Medicare levy rather than 15% or 30% as applicable,
- it will be harder for you to keep track of your super,
- you may miss out on super co-contributions or LISTO, and
- ANZ Staff Super will not be able to accept any non-concessional contributions.

Your annual benefit statement will show whether ANZ Staff Super has your TFN. You can provide your TFN over the phone by calling ANZ Staff Super or you can complete a *Providing Your Tax File Number* form available from our website.

To make sure that tax will be deducted from your benefit at the lowest possible rates, you need to provide your TFN to the Trustee.

Under the Superannuation Industry (Supervision) Act 1993, the Trustee of ANZ Staff Super is authorised to collect, use and disclose your TFN.

Your TFN will only be used for lawful purposes. These purposes may change in the future as a result of legislative change.

The Trustee may disclose your TFN to another superannuation provider, when your benefits are being transferred, unless you request the Trustee in writing that your TFN not be disclosed to any other superannuation provider.

It is not an offence to decline to quote your TFN to the Trustee. However, giving your TFN to the Trustee will have the following advantages:

- ANZ Staff Super will be able to accept all permitted types of contributions to your account(s);
- other than the tax that may ordinarily apply, you will not pay any more tax than you need to - this affects both contributions to your account(s) and when you start drawing down your superannuation benefit; and
- it will make it much easier to find different superannuation accounts in your name so that you receive all your superannuation benefits when you retire.



## Insurance in your super

Death or death and Total and Permanent Disablement (TPD) cover is available to members of the Partner Section who meet the relevant eligibility criteria and subject to certain conditions.

Zurich Australia Limited ABN 92 000 010 195 (the "Insurer") insures the death, terminal illness and TPD benefits offered by ANZ Staff Super through a group life insurance policy (the "policy") held by the Trustee. Your eligibility for cover and payment of claims is subject to the terms and conditions of the policy. A copy of the policy is available from ANZ Staff Super on request.

The Trustee may change Insurer or policy terms at any time. You will be given notice of any material changes in accordance with relevant law.

Death or death and TPD cover is available in increments of \$50,000. If you have insurance cover, you are covered 24 hours a day, 7 days a week.

The maximum cover available depends on the type of benefit as follows:

Death	\$5 million
TPD	\$3 million
Terminal illness	Death cover or \$2.5 million, whichever is the lesser

If you cease work on the grounds of Total and Permanent Disablement, payment of your TPD cover (if any) is subject to the Insurer determining that you meet the definition of Total and Permanent Disablement set out in the policy.

### Minimum death cover

If you:

- are classified as a MySuper member; and
- have death cover in the Partner Section; and
- have contributions credited to your account in the Partner Section

Your Partner Section death cover will be subject to minimum age-based cover.

### Age based TPD cover

If you were a member of the Partner Section prior to 1 October 2017, you may be entitled to age based TPD cover, provided that you have death cover and that you continue to have contributions made to your Partner Section account at least on an annual basis i.e. contributions must be made no later than twelve months after your previous Partner Section contribution. Your Partner Section TPD cover will lapse twelve months after the last contribution is made to your account.

### Applying for or changing your level of death or death and TPD cover

You can apply for or to increase your death or death and TPD cover at any time.

You will be required to provide satisfactory health and other evidence before the cover is granted. The Insurer retains the right to accept or decline your application for cover. Cover will only become effective if and when the Insurer accepts your application. Your cover will be subject to any terms and conditions imposed by the Insurer. You will be notified in writing of the outcome of your application.

The *Application for or to change Personal or Partner Section insurance cover* forms are available on [www.anzstaffsuper.com](http://www.anzstaffsuper.com) or by calling ANZ Staff Super on **1800 000 086**. Please use the "up to \$1 million" or "over \$1 million" version of the form as appropriate. There are conditions under the policy that may affect or restrict your application.

### Cancelling or reducing your death and TPD cover or TPD cover

If you apply to decrease your death and TPD cover or TPD cover, your reduced cover will be effective from the date your application is processed.

You can cancel your cover by notifying ANZ Staff Super in writing. The cancellation of your cover will be effective from the date your cancellation is processed. If you reduce or cancel your cover, the cost of your cover will be reduced from the date the change is effective and reflected when the cost is next deducted from your account.

### Health evidence

You will be required to complete a health statement and provide other evidence to the Trustee if:

- you are applying for or to increase your death or death and TPD cover; or
- you wish to reinstate your cover after it has ceased for any reason.

You will be advised if you need to provide any other evidence.

You will be notified in writing whether your application for or to increase your cover has been accepted or declined as a result of your health and other evidence. Your cover will be subject to any terms and conditions (such as loadings or exclusions) imposed by the Insurer.

### How much does death and TPD cover cost?

The cost of cover (or “premium”) is set by the Insurer and will vary depending on your age and the level of cover you have. The standard annual premium rates for Partner Section death and TPD cover are set out below.

Age next birthday	Annual cost per \$1,000 of death cover <sup>#</sup>	Annual cost per \$1,000 of TPD cover <sup>*</sup>
25 and under	\$0.49	\$0.60
26	\$0.50	\$0.53
27	\$0.52	\$0.53
28	\$0.53	\$0.53
29	\$0.54	\$0.53
30	\$0.55	\$0.53
31	\$0.56	\$0.53
32	\$0.57	\$0.54
33	\$0.60	\$0.55
34	\$0.62	\$0.57
35	\$0.65	\$0.59
36	\$0.67	\$0.60
37	\$0.71	\$0.60
38	\$0.76	\$0.62
39	\$0.80	\$0.62
40	\$0.85	\$0.64
41	\$0.92	\$0.70
42	\$0.97	\$0.77
43	\$1.05	\$0.82
44	\$1.13	\$0.87
45	\$1.23	\$0.96
46	\$1.32	\$1.09
47	\$1.42	\$1.23
48	\$1.53	\$1.32
49	\$1.67	\$1.42
50	\$1.80	\$1.55
51	\$1.97	\$1.71
52	\$2.16	\$1.91
53	\$2.37	\$2.15
54	\$2.61	\$2.30
55	\$2.88	\$2.68
56	\$3.16	\$3.22
57	\$3.50	\$3.71
58	\$3.86	\$4.26
59	\$4.27	\$4.90
60	\$4.73	\$5.63
61	\$5.22	\$6.32
62	\$5.75	N/A
63	\$6.36	N/A
64	\$6.98	N/A
65	\$7.71	N/A
66	\$8.48	N/A

<sup>#</sup> Before allowing for the 45% rebate on these premiums.

<sup>\*</sup> Note: Partner Section Age-Based TPD cover ceases at age 56.

For 2024, a 45% rebate applies to your death and TPD premiums. If you have both death and TPD cover, the overall cost will be the sum of the cost of your death cover and the cost of your TPD cover. The cost is deducted from your account monthly or on leaving the Partner Section and is met by redeeming some of your units.

Stamp duty may be payable in addition to the standard TPD premiums and will also be deducted from your account.

The premium rates and rebate may change in the future.

### How does death and TPD cover work?

Let’s look at an example.

For a member aged 40 with five \$50,000 blocks of death and TPD cover and no loading on his or her premium, the insured benefit would be calculated as follows:

#### Insured death and TPD benefit

$$= 5 \times \$50,000$$

$$= \$250,000$$

#### Cost of cover

$$= [\text{Standard premium rate (for current age next birthday) per } \$1,000 \text{ for death} + \text{standard premium rate (for age next birthday) per } \$1,000 \text{ for TPD}] \times \text{cover}$$

$$= [\$0.92/\$1,000 + \$0.70/\$1,000] \times \$250,000$$

$$= \$405.00 \text{ p.a. (or } \$33.75 \text{ per month)}$$

Less the 45% rebate

$$= \$405.00 - 45\% \times \$405.00$$

$$= \$222.75 \text{ p.a. (or } \$18.57 \text{ per month)}$$

### When does my cover cease?

Your cover (if any) will cease if:

- you withdraw your total account balance from the Partner Section (unless your benefit is transferred to the Personal Section);
- your account balance is insufficient to meet the cost of your cover;
- for death cover, you reach age 66 and for TPD cover, you reach age 61;
- you advise in writing that you wish to discontinue your cover;
- if you are not an Australian resident, you are no longer permanently in Australia, leave Australia for more than three months or are not eligible to work in Australia (whether that is because you no longer hold a visa or for any other reason) unless you are a New Zealand citizen and have returned to live permanently in New Zealand;
- premiums cease to be paid in respect of you;
- the Insurer cancels and/or avoids the policy or your cover in accordance with its legal rights;



- you commence active service with the armed forces of any country (except where you are a member of the Australian Defence Force Reserves, in which case, cover for all benefits will cease only when the Reservist becomes the subject of a call out order under the Defence Act 1903 (Cth));
- you die;
- you are paid a TPD benefit under the policy or ANZ Staff Super's former self insurance arrangements;
- you are paid a terminal illness benefit under the policy or ANZ Staff Super's former self insurance arrangements;
- you are an Australian or New Zealand citizen and you are employed overseas for more than five years and the Insurer has not agreed to provide cover beyond five years unless you are a New Zealand citizen employed in New Zealand; or
- the policy is terminated except in certain circumstances where you were not at work due to illness or injury when the policy terminates.

#### Cancelling cover for inactive members

If a contribution or roll in has not been made to your account for 16 months, government legislation requires us to cancel your insurance cover unless you elect for your cover to be maintained. We will write to you when your account has been inactive for 9, 12 and 15 months to remind you to elect for your cover to be maintained or to make a contribution or roll in to your account if you wish to keep your cover.

Even if you make a contribution/roll in or you elect to maintain your cover, there may still be circumstances under the normal terms and conditions of your insurance cover when your cover will change or cease.

#### Exclusions

The Insurer may not pay a claim:

- for anything that has been specifically excluded from your cover;
- if your TPD cover in the Partner Section is Age-Based TPD Cover and the illness or injury giving rise to the claim is caused directly or indirectly, wholly or partially, by an existing condition which is present at the time your Partner Section TPD cover commenced; or
- if your TPD cover in the Partner Section is Age-Based TPD Cover and the event giving rise to the claim is caused directly or indirectly, wholly or partially, by a deliberate self-inflicted act;
- if the event giving rise to the claim is caused directly or indirectly, wholly or partially, by war; or
- for TPD that is caused directly or indirectly, wholly or partially by a pre-existing condition if a similar benefit could be claimed under another insurance policy or ANZ Staff Super's former self insurance arrangements at the time your cover commences under the policy.

The Trustee will only pay you the amount of any insured benefit recovered from the Insurer.

## Glossary - what that term means

Throughout this Partner Section in Detail booklet a number of terms have been used which have specific meaning. Below are definitions of some commonly used terms.

**ANZ** is Australia and New Zealand Banking Group Limited ABN 11 005 357 522 and those subsidiary companies which are employers that participate in ANZ Staff Super.

**Concessional contributions** are contributions to your superannuation made from your before-tax salary, including company contributions (including Superannuation Guarantee contributions from ANZ) and salary sacrifice contributions.

**Death benefit dependants** must meet the definition of "dependant" — that is, the person must be:

- your spouse (legal or de facto);
- your child (minor or adult and including step, adopted or ex-nuptial child);
- any other person who, in the opinion of the Trustee, is or was financially dependent on you; or
- any other person who, in the opinion of the Trustee, satisfies the definition of dependant under superannuation law (including "interdependency relationships").

In most respects, death benefit dependants for tax purposes are just as defined above, except in the case of children. For a child to be a death benefit dependant, he or she must be either under 18 or dependent on you in other ways (e.g. financially dependent on you or in an interdependency relationship with you).

### Defined fees

The following fee definitions are taken from superannuation law and are used, where applicable, in the Product Disclosure Statement.

---

#### Activity fees

A fee is an activity fee if:

- a) the fee relates to the costs incurred by the trustee of the superannuation entity, that are directly related to an activity of the trustee:
    - i. that is engaged in, at the request or with the consent, of a member; or
    - ii. that relates to a member and is required by law; and
  - b) those costs are not otherwise charged as administration fees and costs, investment fees and costs, a buy-sell spread, a switching fee, an advice fee, or an insurance fee.
- 

---

#### Administration fees and costs (known in ANZ Staff Super as account management fees)

Administration fees and costs are fees and costs that relate to the administration or operation of the superannuation entity and includes costs incurred by the trustee of the entity that:

- a) relate to the administration or operation of the entity; and
  - b) are not otherwise charged as investment fees and costs, a buy-sell spread, a switching fee, an activity fee, an advice fee, or an insurance fee.
- 

#### Advice fees

A fee is an advice fee if:

- a) the fee relates directly to costs incurred by the trustee of the superannuation entity because of the provision of financial product advice to a member by:
    - i. a trustee of the entity; or
    - ii. another person acting as an employee of, or under an arrangement with, the trustee of the entity; and
  - b) those costs are not otherwise charged as administration fees and costs, investment fees and costs, a switching fee, an activity fee, or an insurance fee.
- 

#### Buy-sell spreads

A buy-sell spread is a fee to recover costs incurred by the trustee of the superannuation entity in relation to the sale and purchase of assets of the entity.

---

#### Exit fees

An exit fee is a fee, other than a buy-sell spread, that relates to the disposal of all or part of a member's interests in a superannuation entity.

---

#### Investment fees and costs

Investment fees and costs are fees that relate to the investment of the assets of a superannuation entity and includes:

- a) fees in payment for the exercise of care and expertise in the investment of those assets (including performance fees); and
  - b) costs incurred by the trustee of the entity that:
    - i. relate to the investment of assets of the entity; and
    - ii. are not otherwise charged as an administration fees and costs, a buy-sell spread, a switching fee, an activity fee, an advice fee, or an insurance fee.
-

### Switching fees

A switching fee for a MySuper product is a fee to recover the costs of switching all or part of a member's interest in a superannuation entity from one class of beneficial interest in the entity to another.

A switching fee for a superannuation product other than a MySuper product, is a fee to recover the costs of switching all or part of a member's interest in the superannuation entity from one investment option or product in the entity to another.

### Transaction costs

Transaction costs are costs associated with the sale and purchase of assets of the superannuation entity, other than costs that are recovered by the superannuation entity charging buy-sell spreads.

**Insurer** means Zurich Australia Limited ABN 92 000 010 195, which insures the death, terminal illness and Total and Permanent Disablement benefits offered by ANZ Staff Super through a group life insurance policy (the "policy") held by the Trustee.

**Non-concessional contributions** are contributions to your superannuation made from after-tax money.

**Preservation** means that certain benefits cannot be paid out in cash until you satisfy certain conditions. Instead, the benefits must be maintained in an approved superannuation fund or rollover fund and may only be paid out in special circumstances.

**Risk** means the chance of negative returns and fluctuations (volatility) in those returns. Risk can mean different things to different people. An investment considered risk-free because the capital is protected (e.g. cash) may still involve the risk of not keeping up with inflation.

**Scheme or ANZ Staff Super** means the ANZ Australian Staff Superannuation Scheme ABN 83 810 127 567 RSE R1000863.

**Total and Permanent Disablement** is defined in the policy and means that:

- You satisfy all of the following:
  - You are Gainfully Working<sup>1</sup> as a Permanent Employee<sup>1</sup> on the day immediately prior to the Event Date<sup>1</sup>; **and**
  - You are Gainfully Working<sup>1</sup> as a Permanent Employee<sup>1</sup> for at least the Minimum Average Hours<sup>1</sup> (generally 15 hours per week averaged over the six months prior to the Event Date<sup>1</sup>); **and**
  - In the Insurer's opinion based on medical or other evidence satisfactory to the Insurer, solely because of injury or illness, you:
    - have not worked during the entire Waiting Period (183 consecutive days); **and**
    - as at the Date of Disablement<sup>1</sup> are unlikely ever to work in any Gainful Employment<sup>1</sup> for which you are reasonably suited by education, training or experience, or would be suited by Reasonable Retraining<sup>1</sup>;

OR

- In the Insurer's opinion based on medical or other evidence satisfactory to the Insurer, solely because of injury or illness, you:
  - are totally and irreversibly unable to perform at least two of the Activities of Daily Living<sup>1</sup>; **and**
  - as at the Date of Disablement<sup>1</sup> are unlikely ever to work in any Gainful Employment<sup>1</sup> for which you are reasonably suited by education, training or experience, or would be suited by Reasonable Retraining<sup>1</sup>.

<sup>1</sup> These terms are defined in the policy. The Trustee may change insurer or policy terms at any time.

**Trust Deed and Rules** of the Scheme is the legal document which governs the operation and management of ANZ Staff Super. It defines the powers and obligations of the Trustee and of ANZ and the rights, obligations and benefit entitlements of members.

**Trustee** is ANZ Staff Superannuation (Australia) Pty Limited ABN 92 006 680 664 AFSL 238 268 RSEL L0000543. This company has been established for the sole purpose of acting as Trustee of ANZ Staff Super. The Trustee company has Directors who are responsible for operating ANZ Staff Super on behalf of members according to the Trust Deed and Rules of the Scheme and superannuation legislation. ANZ appoints half of the Directors and the members of ANZ Staff Super elect the other half.

**Units** are allocated in your selected investment option(s) each time contributions for you are received (or when you roll benefits over from another superannuation fund). The number of units allocated depends on the unit price at the time. Conversely when deductions are made (for example, insurance costs and taxes), or benefits paid, units are 'sold'.

**Unit prices** are calculated each week (or more frequently if the Trustee decides). Each investment option will have a different unit price that reflects the current net market value of the invested assets. Unit prices will rise and fall as asset values change with market conditions. There will be times when the market value of assets decline causing unit prices to go down. However, over time, it is expected that unit prices will increase as assets gain in value and investment earnings are reinvested.

# Contact us

## ANZ Staff Super

GPO Box 4303  
Melbourne VIC 3001  
or email [anzstaffsuper@superfacts.com](mailto:anzstaffsuper@superfacts.com)

## Telephone

(to speak with an ANZ Staff Super representative)  
**1800 000 086**  
or +61 3 8687 1829 from overseas

## Fax

03 9245 5827

## Website

[www.anzstaffsuper.com](http://www.anzstaffsuper.com)

## Australian Financial Complaints Authority (AFCA)

1800 931 678

## Australian Taxation Office

Superannuation Help Line 13 10 20

For up-to-date information on Federal Government thresholds, limits and rates for superannuation, see ANZ Staff Super's website, [www.anzstaffsuper.com](http://www.anzstaffsuper.com)

